

ALKBH7 antibody



Catalog Number: 107859

Product name

ALKBH7 antibody

Specificity

Human, Mouse, Rat; other species not tested.

Antibody description

ALKBH7 Rabbit Polyclonal antibody. Positive WB detected in human testis tissue. Positive IHC detected in human testis tissue. Observed molecular weight by Western-blot: 25kd

Preparation

This antibody was obtained by immunization of ALKBH7 recombinant protein (Accession Number: NM_032306). Purification method: Antigen affinity purified.

Formulation

PBS with 0.02% sodium azide and 50% glycerol pH 7.3.

Storage

Store at -20°C. DO NOT ALIQUOT

Clonality

Polyclonal

Ig Type

Rabbit IgG

Applications

ELISA, WB, IHC


Dilutions

Recommended Dilution:

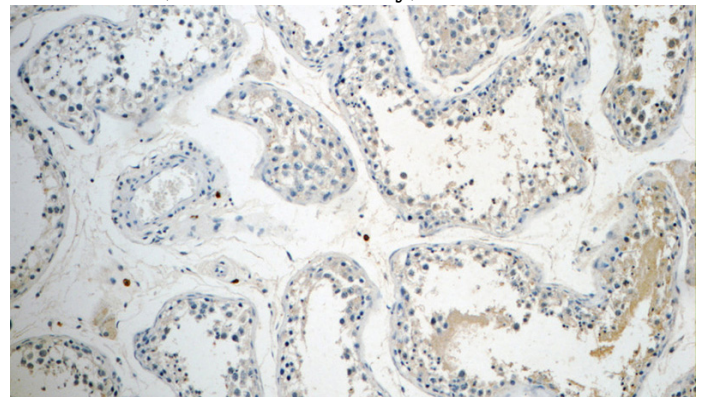
WB: 1:200-1:2000

IHC: 1:20-1:200

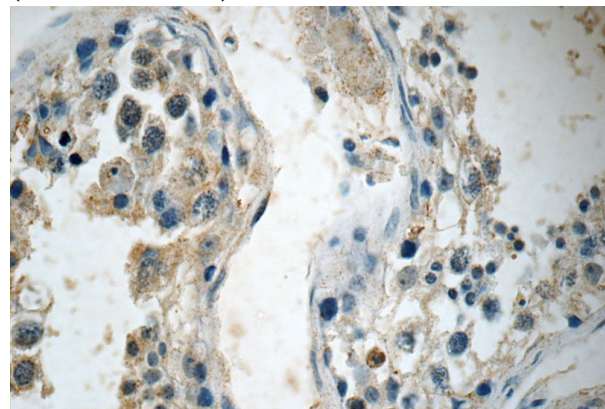
Validations



human testis tissue were subjected to SDS PAGE followed by western blot with Catalog No:107859(ALKBH7 antibody) at dilution of 1:500



Immunohistochemistry of paraffin-embedded human testis tissue slide using Catalog No:107859(ALKBH7 Antibody) at dilution of 1:50 (under 10x lens)



Immunohistochemistry of paraffin-embedded human testis tissue slide using Catalog No:107859(ALKBH7 Antibody) at dilution of 1:50 (under 40x lens)