

AIFM3 antibody

Catalog Number: 107853

Product name

AIFM3 antibody

Specificity

human, mouse, rat; other species not tested.

Antibody description

AIFM3 Rabbit Polyclonal antibody. Positive IHC detected in human ovary tumor. Positive WB detected in human kidney tissue, human spleen tissue, mouse thymus tissue. Observed molecular weight by Western-blot: 67kd

Preparation

This antibody was obtained by immunization of AIFM3 recombinant protein (Accession Number: NM_001018060). Purification method: Antigen affinity purified.

Formulation

PBS with 0.02% sodium azide and 50% glycerol pH 7.3.

Storage

Store at -20°C. DO NOT ALIQUOT

Clonality

Polyclonal

Ig Type

Rabbit IgG

Applications

ELISA, WB, IHC


Dilutions

Recommended Dilution:

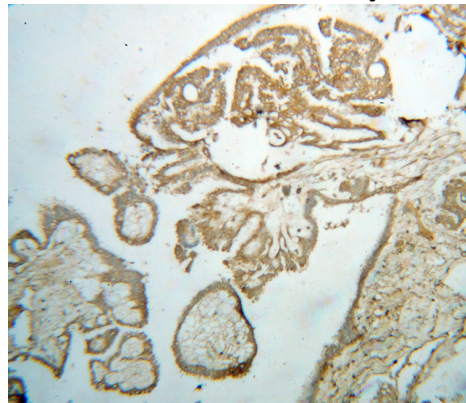
WB: 1:500-1:5000

IHC: 1:20-1:200

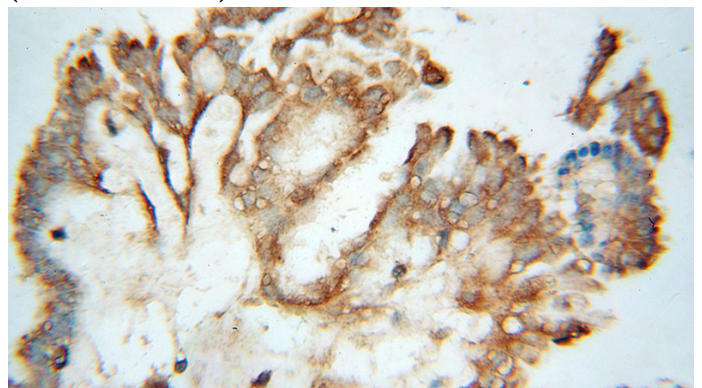
Validations



human kidney tissue were subjected to SDS PAGE followed by western blot with Catalog No:107853(AIFM3 antibody) at dilution of 1:500



Immunohistochemical of paraffin-embedded human ovary tumor using Catalog No:107853(AIFM3 antibody) at dilution of 1:50 (under 10x lens)



Immunohistochemical of paraffin-embedded human ovary tumor using Catalog No:107853(AIFM3 antibody) at dilution of 1:50

AIFM3 antibody



Catalog Number: 107853

(under 40x lens)