

AGPAT6 antibody



Catalog Number: 107833

Product name

AGPAT6 antibody

Immunogen

[Human AGPAT6 Recombinant protein \(GST tag\)](#)

Specificity

Human, Mouse, Rat; other species not tested.

Antibody description

AGPAT6 Rabbit Polyclonal antibody. Positive IHC detected in human testis tissue, human kidney tissue, human liver tissue, human ovary tissue, human skin tissue. Positive IP detected in mouse brain tissue. Positive WB detected in mouse testis tissue, mouse brain tissue. Observed molecular weight by Western-blot: 48-50 kDa

Preparation

This antibody was obtained by immunization of AGPAT6 recombinant protein (Accession Number: XM_011544392). Purification method: Antigen affinity purified.

Formulation

PBS with 0.02% sodium azide and 50% glycerol pH 7.3.

Storage

Store at -20°C. DO NOT ALIQUOT

Clonality

Polyclonal

Ig Type

Rabbit IgG

Applications

ELISA, WB, IHC, IP

Dilutions

Recommended Dilution:

WB: 1:500-1:5000

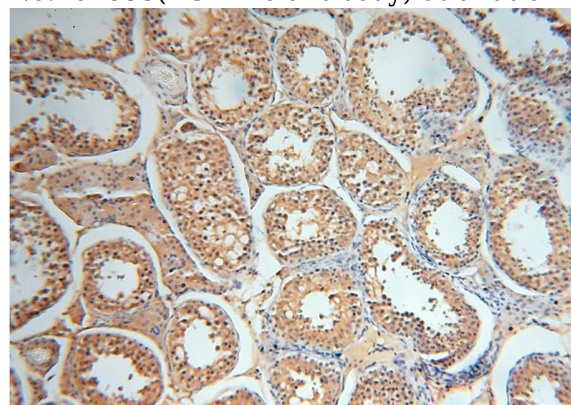
IP: 1:500-1:5000

IHC: 1:20-1:200

Validations



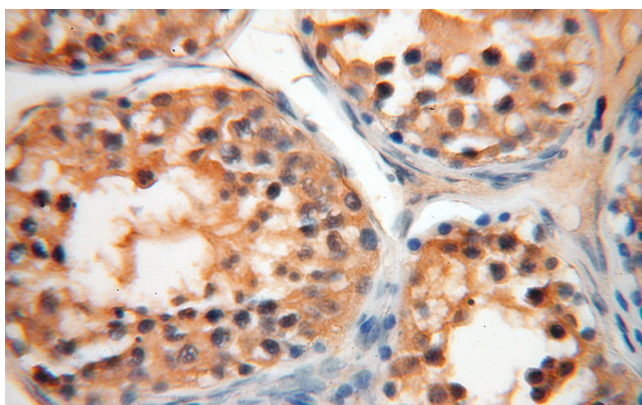
mouse testis tissue were subjected to SDS PAGE followed by western blot with Catalog No:107833(AGPAT6 antibody) at dilution of 1:400



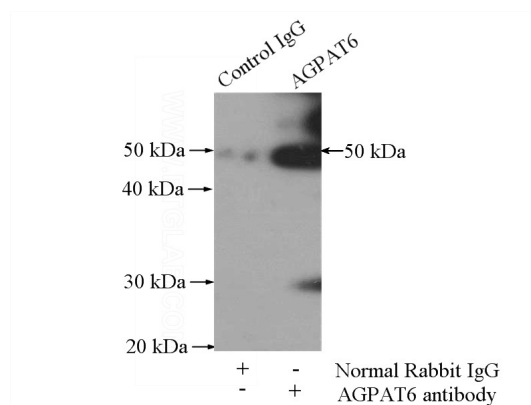
Immunohistochemical of paraffin-embedded human testis using Catalog No:107833(AGPAT6 antibody) at dilution of 1:100 (under 10x lens)

AGPAT6 antibody

Catalog Number: 107833



Immunohistochemical of paraffin-embedded human testis using Catalog No:107833(AGPAT6 antibody) at dilution of 1:100 (under 40x lens)



IP Result of anti-AGPAT6 (IP:Catalog No:107833, 4ug; Detection:Catalog No:107833 1:1000) with mouse brain tissue lysate 2640ug.