

AGFG2 antibody

Catalog Number: 107827

Product name

AGFG2 antibody

IHC: 1:20-1:200

IF: 1:10-1:100

Specificity

Human, Mouse, Rat; other species not tested.

Antibody description

AGFG2 Rabbit Polyclonal antibody. Positive IHC detected in human lymphoma tissue. Positive IF detected in HepG2 cells. Positive WB detected in Jurkat cells, K-562 cells. Observed molecular weight by Western-blot: 45kd

Preparation

This antibody was obtained by immunization of AGFG2 recombinant protein (Accession Number: NM_006076). Purification method: Antigen affinity purified.

Formulation

PBS with 0.1% sodium azide and 50% glycerol pH 7.3.

Storage

Store at -20°C. DO NOT ALIQUOT

Clonality

Polyclonal

Ig Type

Rabbit IgG

Applications


ELISA, WB, IHC, IF

Dilutions

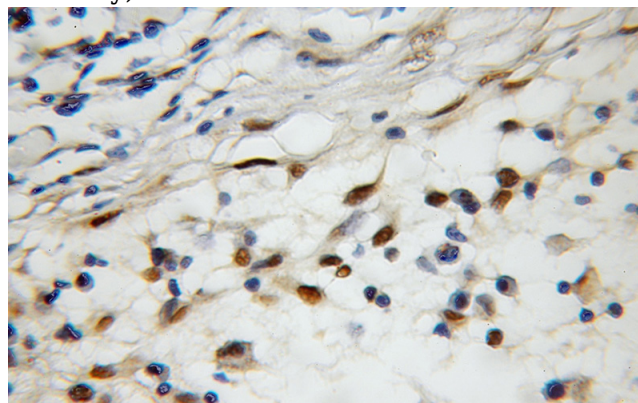
Recommended Dilution:

WB: 1:200-1:2000

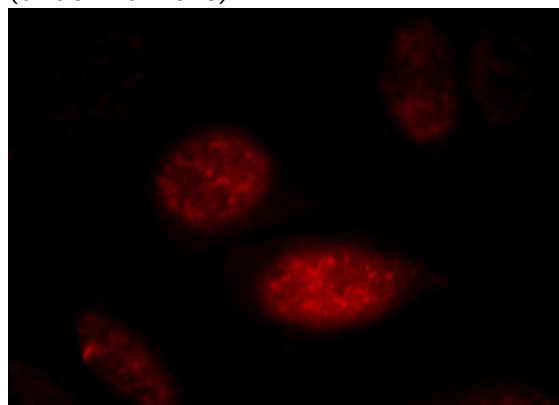
Validations



Jurkat cells were subjected to SDS PAGE followed by western blot with Catalog No:107827(AGFG2 antibody) at dilution of 1:800



Immunohistochemical of paraffin-embedded human lymphoma using Catalog No:107827(AGFG2 antibody) at dilution of 1:50 (under 10x lens)



Immunofluorescent analysis of HepG2 cells, using

AGFG2 antibody



Catalog Number: 107827

AGFG2 antibody Catalog No:107827 at 1:25

dilution and Rhodamine-labeled goat anti-rabbit
IgG (red).