

ABHD5 antibody

Catalog Number: 107815

Product name

ABHD5 antibody

Immunogen

[Human ABHD5 Recombinant protein \(GST tag\)](#)

Specificity

Human, Mouse; other species not tested.

Antibody description

ABHD5 Rabbit Polyclonal antibody. Positive IHC detected in human skeletal muscle tissue, human liver tissue. Positive IF detected in MCF-7 cells. Positive WB detected in Jurkat cells, human brain tissue, human cerebellum tissue, mouse heart tissue. Observed molecular weight by Western-blot: 39 kDa

Preparation

This antibody was obtained by immunization of ABHD5 recombinant protein (Accession Number: NM_016006). Purification method: Antigen affinity purified.

Formulation

PBS with 0.1% sodium azide and 50% glycerol pH 7.3.

Storage

Store at -20°C. DO NOT ALIQUOT

Clonality

Polyclonal

Ig Type

Rabbit IgG

Applications

ELISA, WB, IF, IHC

Dilutions


Recommended Dilution:

WB: 1:200-1:2000


IHC: 1:20-1:200

IF: 1:10-1:100

Validations



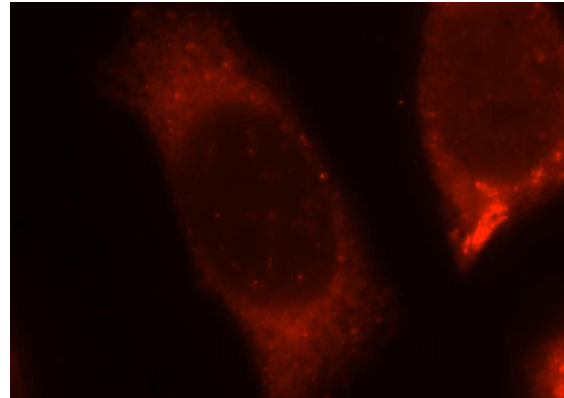
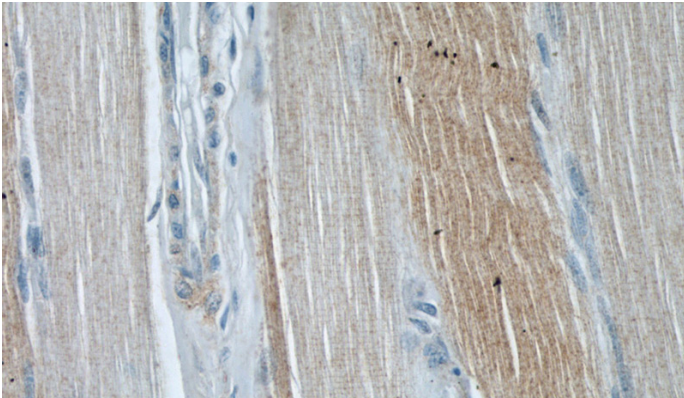
Jurkat cells were subjected to SDS PAGE followed by western blot with Catalog No:107815(ABHD5 antibody) at dilution of 1:500



Immunohistochemical of paraffin-embedded human skeletal muscle using Catalog No:107815(ABHD5 antibody) at dilution of 1:50 (under 10x lens)

ABHD5 antibody

Catalog Number: 107815



Immunohistochemical of paraffin-embedded human skeletal muscle using Catalog No:107815(ABHD5 antibody) at dilution of 1:50 (under 40x lens)

Immunofluorescent analysis of MCF-7 cells, using ABHD5 antibody Catalog No:107815 at 1:25 dilution and Rhodamine-labeled goat anti-rabbit IgG (red).