

ABHD12B antibody



Catalog Number: 107810

Product name

ABHD12B antibody

Immunogen

[Human ABHD12B Recombinant protein \(His tag\)](#)

Specificity

human, mouse; other species not tested.

Antibody description

ABHD12B Rabbit Polyclonal antibody. Positive WB detected in mouse skin tissue, mouse kidney tissue. Positive IHC detected in human skin. Observed molecular weight by Western-blot: 41kd,29kd

Preparation

This antibody was obtained by immunization of ABHD12B recombinant protein (Accession Number: NM_181533). Purification method: Antigen affinity purified.

Formulation

PBS with 0.02% sodium azide and 50% glycerol pH 7.3.

Storage

Store at -20°C. DO NOT ALIQUOT

Clonality

Polyclonal

Ig Type

Rabbit IgG

Applications

ELISA, WB, IHC


Dilutions

Recommended Dilution:

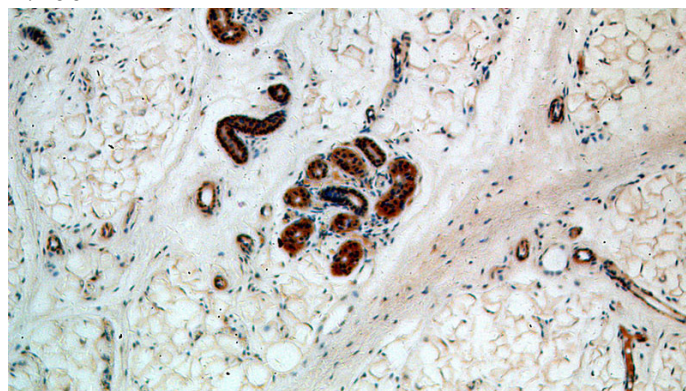
WB: 1:200-1:2000

IHC: 1:20-1:200

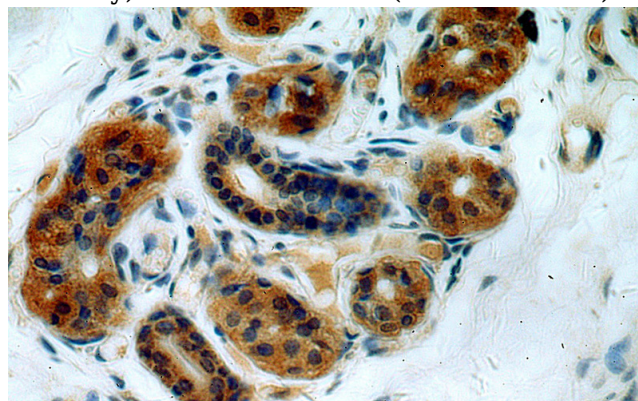
Validations



mouse skin tissue were subjected to SDS PAGE followed by western blot with Catalog No:107810(ABHD12B antibody) at dilution of 1:200



Immunohistochemical of paraffin-embedded human skin using Catalog No:107810(ABHD12B antibody) at dilution of 1:50 (under 10x lens)



ABHD12B antibody



Catalog Number: 107810

Immunohistochemical of paraffin-embedded

human skin using Catalog No:107810(ABHD12B antibody) at dilution of 1:50 (under 40x lens)