

# ADAMTSL4 antibody



Catalog Number: 107771

## Product name

ADAMTSL4 antibody

Recommended Dilution:

WB: 1:500-1:5000

## Specificity

Human, Mouse, Rat; other species not tested.


IP: 1:200-1:2000

IHC: 1:20-1:200

## Antibody description

ADAMTSL4 Rabbit Polyclonal antibody. Positive IHC detected in human skeletal muscle tissue, human colon cancer tissue, human liver tissue. Positive WB detected in mouse brain tissue, human liver tissue, mouse lung tissue, mouse skeletal muscle tissue. Positive IP detected in mouse brain tissue. Observed molecular weight by Western-blot: 65-70 kDa

## Validations



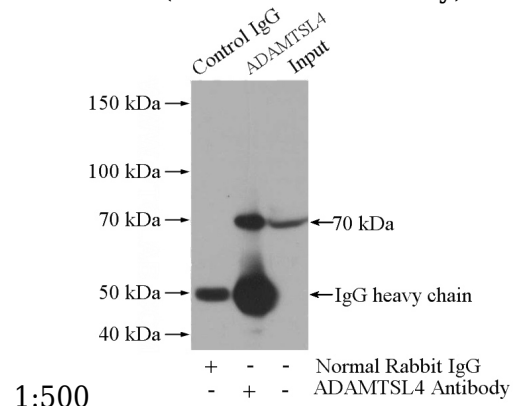
## Preparation

This antibody was obtained by immunization of ADAMTSL4 recombinant protein (Accession Number: BC027478). Purification method: Antigen affinity purified.

mouse brain tissue were subjected to SDS PAGE followed by western blot with Catalog No:107771(ADAMTSL4 antibody) at dilution of

## Formulation

PBS with 0.02% sodium azide and 50% glycerol pH 7.3.



## Storage

Store at -20°C. DO NOT ALIQUOT

## Clonality

Polyclonal

## Ig Type

Rabbit IgG

## Applications

ELISA, WB, IHC, IP

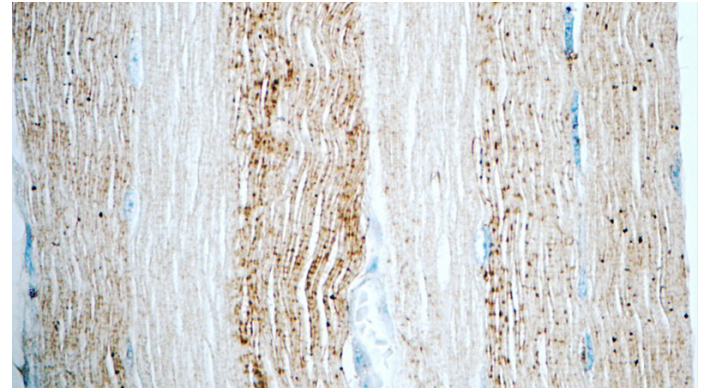

## Dilutions

IP Result of anti-ADAMTSL4 (IP:Catalog No:107771, 4ug; Detection:Catalog No:107771 1:500) with mouse brain tissue lysate 3440ug.

# ADAMTSL4 antibody

Catalog Number: 107771

---



Immunohistochemistry of paraffin-embedded human skeletal muscle tissue slide using Catalog No:107771(ADAMTSL4 Antibody) at dilution of 1:50 (under 10x lens)

Immunohistochemistry of paraffin-embedded human skeletal muscle tissue slide using Catalog No:107771(ADAMTSL4 Antibody) at dilution of 1:50 (under 40x lens)