

ADAMDEC1 antibody



Catalog Number: 107769

Product name

ADAMDEC1 antibody

Specificity

Human; other species not tested.

Antibody description

ADAMDEC1 Rabbit Polyclonal antibody. Positive IHC detected in human tonsillitis tissue, human lymphoma tissue. Positive WB detected in MCF-7 cells. Observed molecular weight by Western-blot: 44 kDa

Preparation

This antibody was obtained by immunization of ADAMDEC1 recombinant protein (Accession Number: NM_014479). Purification method: Antigen affinity purified.

Formulation

PBS with 0.1% sodium azide and 50% glycerol pH 7.3.

Storage

Store at -20°C. DO NOT ALIQUOT

Clonality

Polyclonal

Ig Type

Rabbit IgG

Applications

ELISA, WB, IHC


Dilutions

Recommended Dilution:

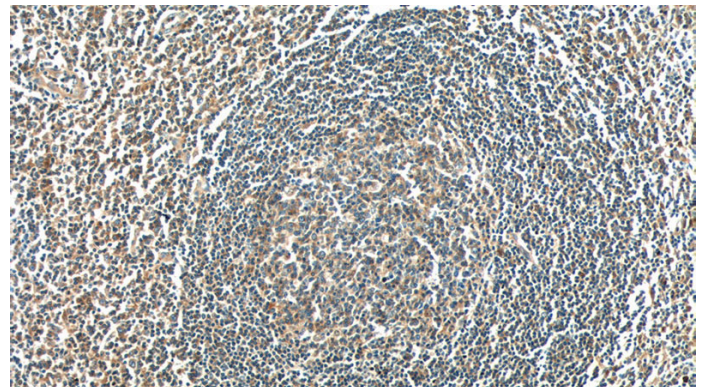
WB: 1:200-1:1000

IHC: 1:20-1:200

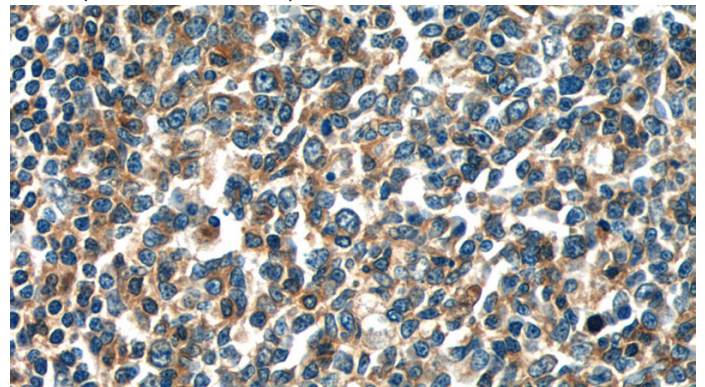
Validations



MCF-7 cells were subjected to SDS PAGE followed by western blot with Catalog No:107769(ADAMDEC1 Antibody) at dilution of 1:300



Immunohistochemistry of paraffin-embedded human tonsillitis tissue slide using Catalog No:107769(ADAMDEC1 Antibody) at dilution of 1:50 (under 10x lens)



Immunohistochemistry of paraffin-embedded human tonsillitis tissue slide using Catalog

ADAMDEC1 antibody



Catalog Number: 107769

No:107769(ADAMDEC1 Antibody) at dilution of 1:50 (under 40x lens)