

# ADAM17 antibody



Catalog Number: 107762

## Product name

ADAM17 antibody

## Specificity

Human; other species not tested.

## Antibody description

ADAM17 Rabbit Polyclonal antibody. Positive WB detected in U-937 cells. Positive IHC detected in human pancreas cancer tissue. Observed molecular weight by Western-blot: 75 kDa

## Preparation

This antibody was obtained by immunization of ADAM17 recombinant protein (Accession Number: NM\_003183). Purification method: Antigen affinity purified.

## Formulation

PBS with 0.1% sodium azide and 50% glycerol pH 7.3.

## Storage

Store at -20°C. DO NOT ALIQUOT

## Clonality

Polyclonal

## Ig Type

Rabbit IgG

## Applications

ELISA, WB, IHC

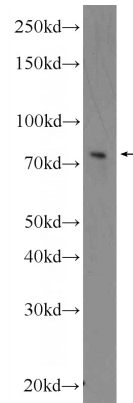
## Dilutions

Recommended Dilution:

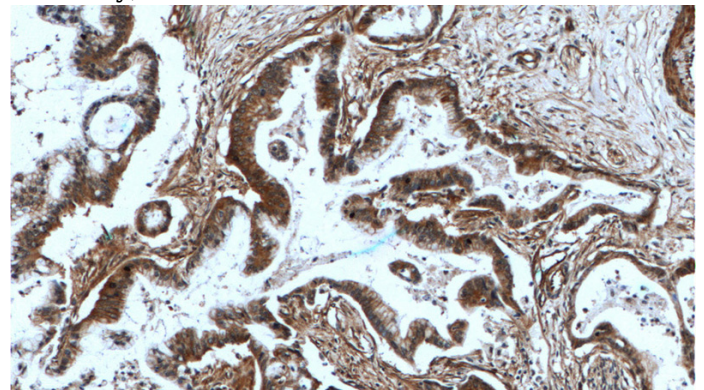
WB: 1:200-1:2000

IHC: 1:20-1:200

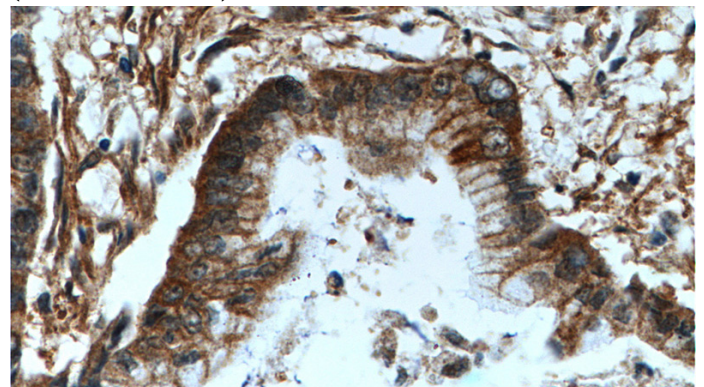
## Validations



U-937 cells were subjected to SDS PAGE followed by western blot with Catalog No:107762(ADAM17 Antibody) at dilution of 1:600



Immunohistochemistry of paraffin-embedded human pancreas cancer tissue slide using Catalog No:107762(ADAM17 Antibody) at dilution of 1:200 (under 10x lens).



Immunohistochemistry of paraffin-embedded human pancreas cancer tissue slide using Catalog No:107762(ADAM17 Antibody) at dilution of 1:200 (under 40x lens).