

ADA antibody

Catalog Number: 107759

Product name

ADA antibody

Specificity

Human, Mouse; other species not tested.

Antibody description

ADA Rabbit Polyclonal antibody. Positive IHC detected in human stomach tissue, human cervical cancer tissue, human tonsillitis tissue. Positive WB detected in HeLa cells, Jurkat cells, Sp2/0 cells. Observed molecular weight by Western-blot: 45-47 kDa

Preparation

This antibody was obtained by immunization of ADA recombinant protein (Accession Number: NM_000022). Purification method: Antigen affinity purified.

Formulation

PBS with 0.1% sodium azide and 50% glycerol pH 7.3.

Storage

Store at -20°C. DO NOT ALIQUOT

Clonality

Polyclonal

Ig Type

Rabbit IgG

Applications

ELISA, WB, IHC


Dilutions

Recommended Dilution:

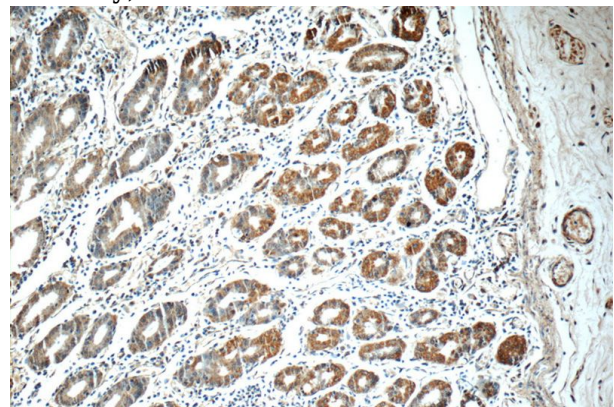
WB: 1:200-1:2000

IHC: 1:20-1:200

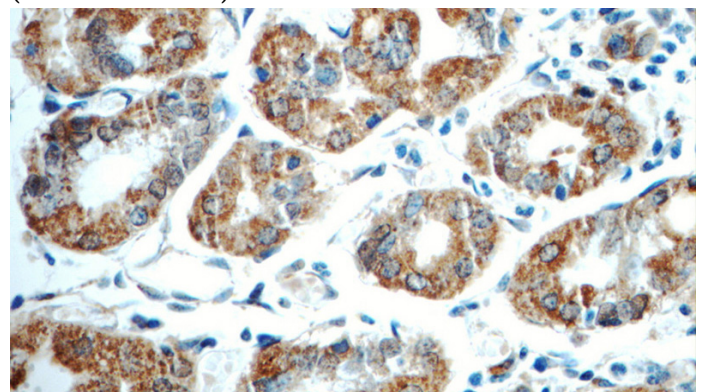
Validations



HeLa cells were subjected to SDS PAGE followed by western blot with Catalog No:107759(ADA antibody) at dilution of 1:800



Immunohistochemistry of paraffin-embedded human stomach tissue slide using Catalog No:107759(ADA Antibody) at dilution of 1:50 (under 10x lens)



Immunohistochemistry of paraffin-embedded human stomach tissue slide using Catalog No:107759(ADA Antibody) at dilution of 1:50

ADA antibody



Catalog Number: 107759

(under 40x lens)