

# ACOX1 antibody

Catalog Number: 107749

## Product name

ACOX1 antibody

## Specificity

Human, Mouse, Rat; other species not tested.

## Antibody description

ACOX1 Rabbit Polyclonal antibody. Positive WB detected in mouse kidney tissue, mouse liver tissue. Positive IHC detected in human liver cancer tissue, human lung cancer tissue. Observed molecular weight by Western-blot: 50kd

## Preparation

This antibody was obtained by immunization of ACOX1 recombinant protein (Accession Number: NM\_004035). Purification method: Antigen affinity purified.

## Formulation

PBS with 0.1% sodium azide and 50% glycerol pH 7.3.

## Storage

Store at -20°C. DO NOT ALIQUOT

## Clonality

Polyclonal

## Ig Type

Rabbit IgG

## Applications

ELISA, WB, IHC


## Dilutions

Recommended Dilution:

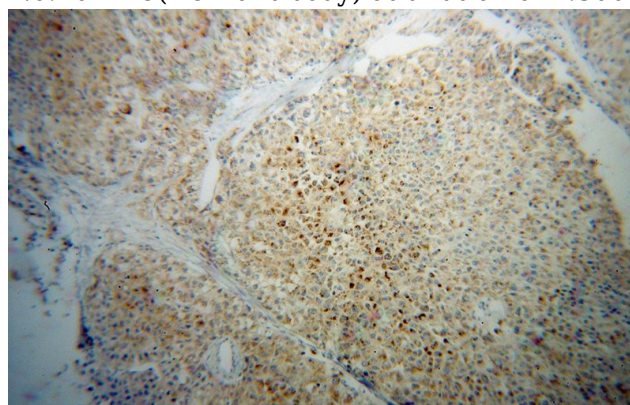
WB: 1:500-1:5000

IHC: 1:20-1:200

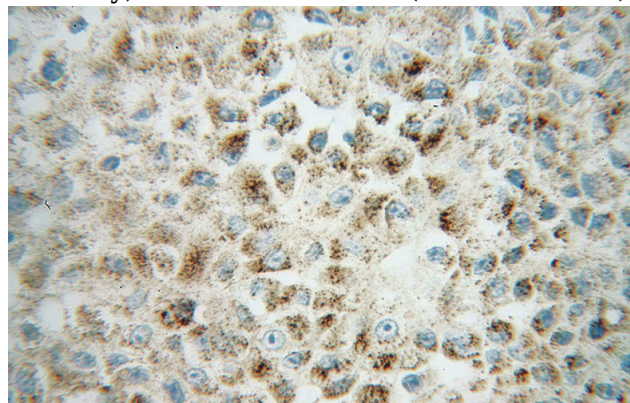
## Validations



mouse kidney tissue were subjected to SDS PAGE followed by western blot with Catalog No:107749(AOX antibody) at dilution of 1:300



Immunohistochemical of paraffin-embedded human liver cancer using Catalog No:107749(AOX antibody) at dilution of 1:100 (under 10x lens)



Immunohistochemical of paraffin-embedded human liver cancer using Catalog No:107749(AOX antibody) at dilution of 1:100 (under 40x lens)