

ACADL-Specific antibody

Catalog Number: 107719

Product name

ACADL-Specific antibody

Specificity

Human, Mouse, Rat; other species not tested.

Antibody description

ACADL-Specific Rabbit Polyclonal antibody.
Positive IHC detected in human colon tissue.
Positive WB detected in mouse kidney tissue,
mouse heart tissue, mouse lung tissue. Observed
molecular weight by Western-blot: 48kd

Preparation

This antibody was obtained by immunization of
Peptide (Accession Number: NM_001608).
Purification method: Antigen affinity purified.

Formulation

PBS with 0.02% sodium azide and 50% glycerol
pH 7.3.

Storage

Store at -20°C. DO NOT ALIQUOT

Clonality

Polyclonal

Ig Type

Rabbit IgG

Applications

ELISA, WB, IHC


Dilutions

Recommended Dilution:

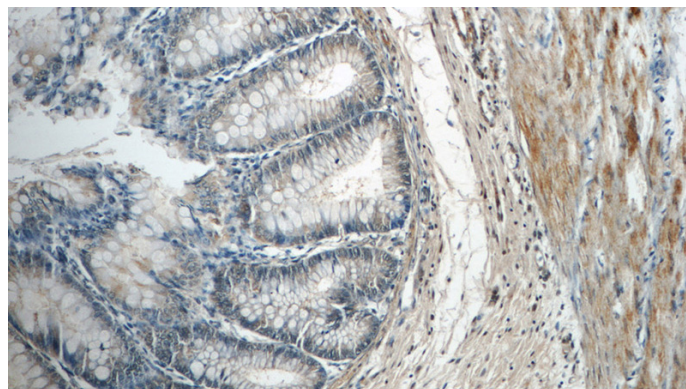
WB: 1:200-1:2000

IHC: 1:20-1:200

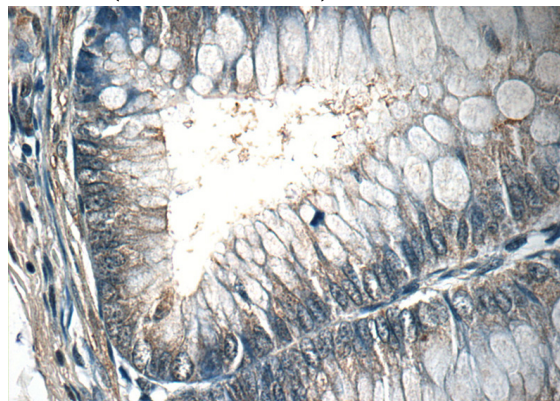
Validations



mouse kidney tissue were subjected to SDS PAGE followed by western blot with Catalog No:107719(ACADL-Specific antibody) at dilution of 1:300



Immunohistochemistry of paraffin-embedded human colon tissue slide using Catalog No:107719(ACADL-Specific Antibody) at dilution of 1:50 (under 10x lens)



Immunohistochemistry of paraffin-embedded human colon tissue slide using Catalog No:107719(ACADL-Specific Antibody) at dilution of 1:50 (under 40x lens)