

Product name

ACSM5 antibody

Specificity

Human, Mouse, Rat; other species not tested.

Antibody description

ACSM5 Rabbit Polyclonal antibody. Positive IHC detected in human liver cancer tissue, mouse liver tissue. Positive WB detected in mouse liver tissue. Observed molecular weight by Western-blot: 65 kDa

Preparation

This antibody was obtained by immunization of ACSM5 recombinant protein (Accession Number: NM_001324373). Purification method: Antigen affinity purified.

Formulation

PBS with 0.1% sodium azide and 50% glycerol pH 7.3.

Storage

Store at -20°C. DO NOT ALIQUOT

Clonality

Polyclonal

Ig Type

Rabbit IgG

Applications

ELISA, WB, IHC

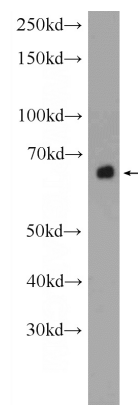
Dilutions

Recommended Dilution:

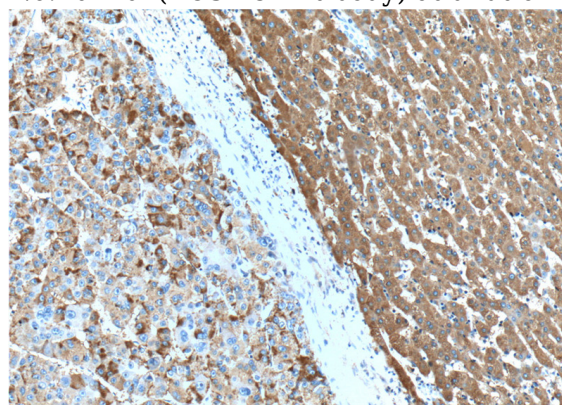
WB: 1:200-1:1000

IHC: 1:20-1:200

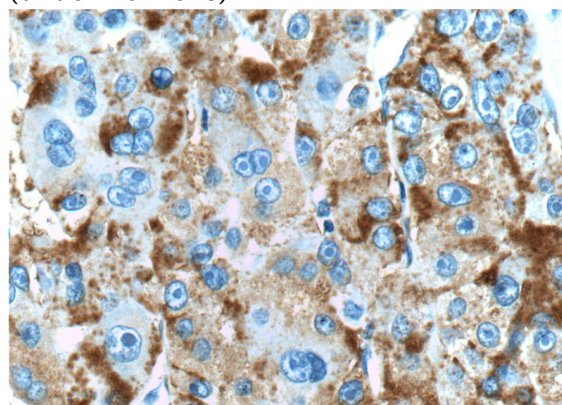
Validations



mouse liver tissue were subjected to SDS PAGE followed by western blot with Catalog No:107701(ACSM5 Antibody) at dilution of 1:300



Immunohistochemistry of paraffin-embedded human liver cancer tissue slide using Catalog No:107701(ACSM5 Antibody) at dilution of 1:50 (under 10x lens)



Immunohistochemistry of paraffin-embedded human liver cancer tissue slide using Catalog

ACSM5 antibody



Catalog Number: 107701

No:107701(ACSM5 Antibody) at dilution of 1:50 (under 40x lens)