

# AARS2 antibody



Catalog Number: 107675

## Product name

AARS2 antibody

IP: 1:500-1:5000

IHC: 1:20-1:200

## Specificity

Human; other species not tested.

## Antibody description

AARS2 Rabbit Polyclonal antibody. Positive WB detected in K-562 cells. Positive IP detected in K-562 cells. Positive IHC detected in human lung cancer tissue. Observed molecular weight by Western-blot: 105-115 kDa

## Preparation

This antibody was obtained by immunization of AARS2 recombinant protein (Accession Number: NM\_020745). Purification method: Antigen affinity purified.

## Formulation

PBS with 0.02% sodium azide and 50% glycerol pH 7.3.

## Storage

Store at -20°C. DO NOT ALIQUOT

## Clonality

Polyclonal

## Ig Type

Rabbit IgG

## Applications


ELISA, WB, IHC, IP

## Dilutions

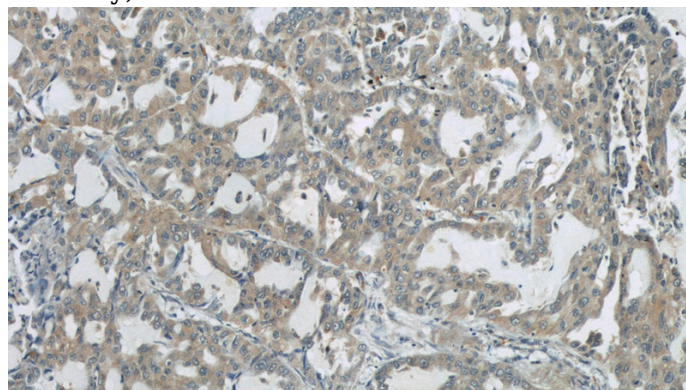
Recommended Dilution:

WB: 1:1000-1:10000

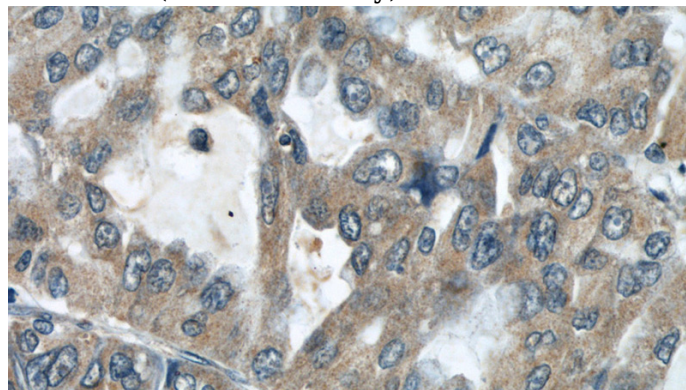
## Validations



K-562 cells were subjected to SDS PAGE followed by western blot with Catalog No:107675(AARS2 antibody) at dilution of 1:3000



Immunohistochemistry of paraffin-embedded human lung cancer slide using Catalog No:107675(AARS2 Antibody) at dilution of 1:50



Immunohistochemistry of paraffin-embedded human lung cancer slide using Catalog

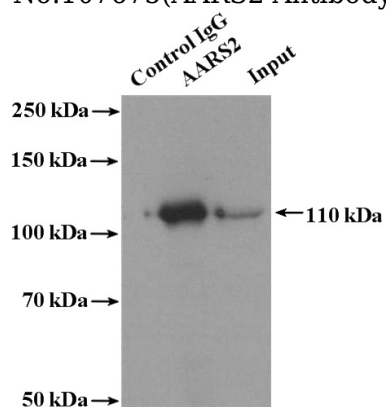
# AARS2 antibody



Catalog Number: 107675

---

No:107675(AARS2 Antibody) at dilution of 1:50



IP Result of anti-AARS2 (IP:Catalog No:107675, 4ug; Detection:Catalog No:107675 1:1000) with K-562 cells lysate 3600ug.