

# TST antibody

Catalog Number: 107648

## Product name

TST antibody

## Immunogen

[Human TST Recombinant protein \(His tag\)](#)

## Specificity

Human, Mouse, Rat; other species not tested.

## Antibody description

TST Mouse Monoclonal antibody. Positive WB detected in rat brain tissue, human brain tissue, mouse brain tissue, mouse liver tissue, rat liver tissue. Positive IHC detected in human liver tissue, human kidney tissue. Observed molecular weight by Western-blot: 33 kDa

## Preparation

This antibody was obtained by immunization of TST recombinant protein (Accession Number: NM\_003312). Purification method: Protein A purified.

## Formulation

PBS with 0.02% sodium azide and 50% glycerol pH 7.3.

## Storage

Store at -20°C. DO NOT ALIQUOT

## Clonality

Monoclonal

## Ig Type

Mouse IgG2a

## Applications

ELISA, IHC, WB

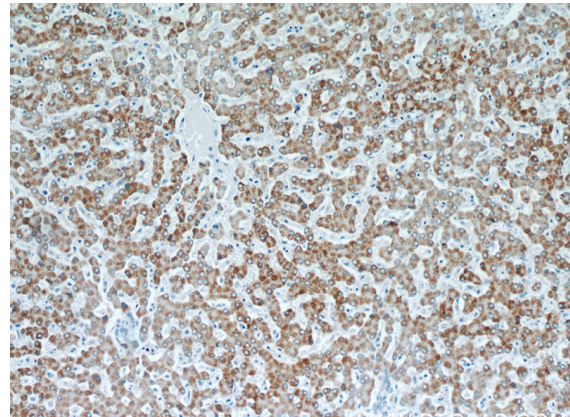
## Dilutions

Recommended Dilution:

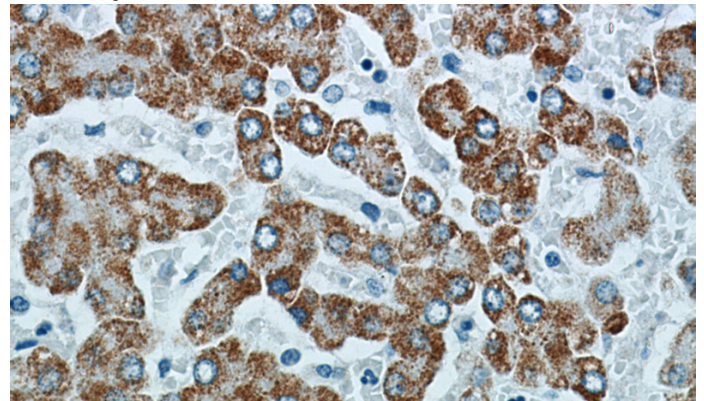
WB: 1:500-1:5000

IHC: 1:20-1:200

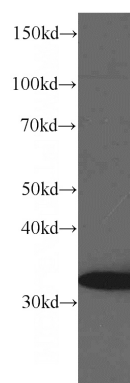
## Validations



Immunohistochemical of paraffin-embedded human liver using Catalog No:107648(TST antibody) at dilution of 1:50 (under 10x lens)



Immunohistochemical of paraffin-embedded human liver using Catalog No:107648(TST antibody) at dilution of 1:50 (under 40x lens)



# TST antibody



Catalog Number: 107648

---

rat brain tissue were subjected to SDS PAGE

followed by western blot with Catalog  
No:107648(TST Antibody) at dilution of 1:1000