

TRPC4AP antibody



Catalog Number: 107646

Product name

TRPC4AP antibody

Recommended Dilution:

WB: 1:500-1:5000

Immunogen


IHC: 1:20-1:200

[Human TRPC4AP Recombinant protein \(His tag\)](#)

Validations

Specificity

Human; other species not tested.



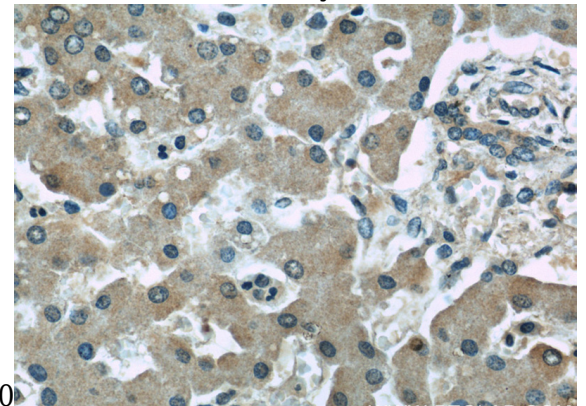
Antibody description

TRPC4AP Mouse Monoclonal antibody. Positive IHC detected in human breast cancer tissue, human liver tissue. Positive WB detected in human brain tissue, human heart tissue. Observed molecular weight by Western-blot: 82 kDa

human brain tissue were subjected to SDS PAGE followed by western blot with Catalog No:107646(TRPC4AP antibody) at dilution of

Preparation

This antibody was obtained by immunization of TRPC4AP recombinant protein (Accession Number: XM_047440095). Purification method: Protein A purified.



1:1000

Formulation

PBS with 0.02% sodium azide and 50% glycerol pH 7.3.

Immunohistochemical of paraffin-embedded human liver using Catalog No:107646(TRPC4AP antibody) at dilution of 1:50 (under 40x lens)

Storage

Store at -20°C. DO NOT ALIQUOT

Clonality

Monoclonal

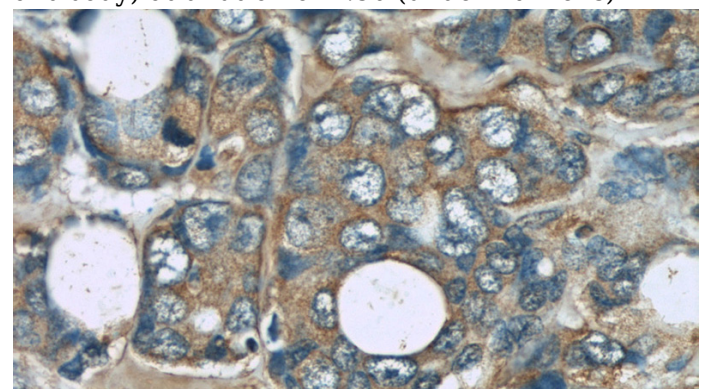
Ig Type

Mouse IgG3

Applications

ELISA, WB, IHC

Dilutions



TRPC4AP antibody



Catalog Number: 107646

Immunohistochemistry of paraffin-embedded

human breast cancer slide using Catalog
No:107646(TRPC4AP Antibody) at dilution of 1:50