

Transgelin 2 antibody



Catalog Number: 107639

Product name

Transgelin 2 antibody

IP: 1:500-1:5000

IHC: 1:20-1:200

Specificity

Human, Mouse; other species not tested.

Antibody description

Transgelin 2 Mouse Monoclonal antibody. Positive IHC detected in human colon cancer tissue, human colon tissue. Positive WB detected in K562 cells, A549 cells, HEK-293 cells, MCF-7 cells. Positive IP detected in HEK-293 cells. Observed molecular weight by Western-blot: 22 kd

Preparation

This antibody was obtained by immunization of Transgelin 2 recombinant protein (Accession Number: NM_003564). Purification method: Caprylic acid/ammonium sulfate precipitation.

Formulation

PBS with 0.1% sodium azide and 50% glycerol pH 7.3.

Storage

Store at -20°C. DO NOT ALIQUOT

Clonality

Monoclonal

Ig Type

Mouse IgG1

Applications


ELISA, WB, IHC, IP

Dilutions

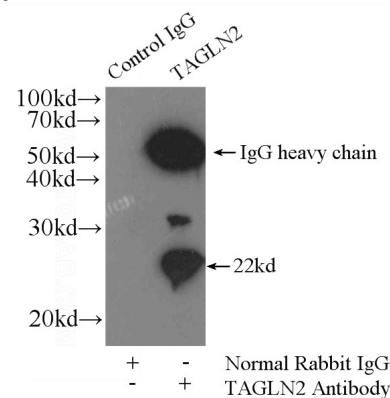
Recommended Dilution:

WB: 1:500-1:5000

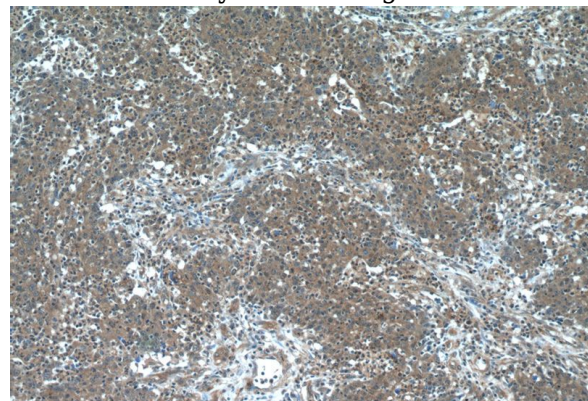
Validations



K-562 cells were subjected to SDS PAGE followed by western blot with Catalog No:107639(TAGLN2 antibody) at dilution of 1:1000



IP Result of anti-TAGLN2 (IP:Catalog No:107639, 4ug; Detection:Catalog No:107639 1:1000) with HEK-293 cells lysate 1000ug.

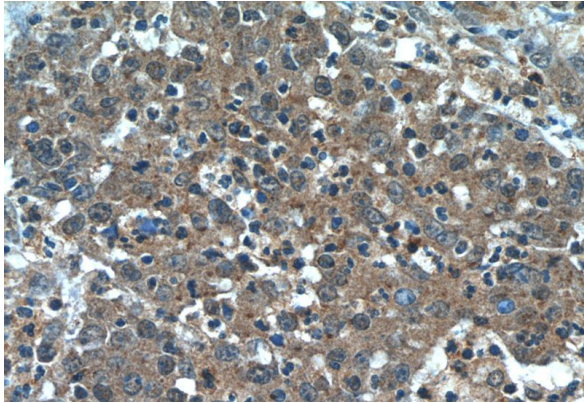


Immunohistochemistry of paraffin-embedded human colon cancer tissue slide using Catalog

Transgelin 2 antibody

Catalog Number: 107639

No:107639(TAGLN2 Antibody) at dilution of 1:50
(under 10x lens)



Immunohistochemistry of paraffin-embedded
human colon cancer tissue slide using Catalog
No:107639(TAGLN2 Antibody) at dilution of 1:50
(under 40x lens)