

TIMM44 antibody



Catalog Number: 107624

Product name

TIMM44 antibody

Specificity

Human, Mouse; other species not tested.

Antibody description

TIMM44 Mouse Monoclonal antibody. Positive WB detected in HeLa cells, HepG2 cells. Positive IHC detected in human liver tissue. Observed molecular weight by Western-blot: 45 kDa

Preparation

This antibody was obtained by immunization of TIMM44 recombinant protein (Accession Number: NM_006351). Purification method: Protein G purified.

Formulation

PBS with 0.02% sodium azide and 50% glycerol pH 7.3.

Storage

Store at -20°C. DO NOT ALIQUOT

Clonality

Monoclonal

Ig Type

Mouse IgG2c

Applications

ELISA, WB, IHC


Dilutions

Recommended Dilution:

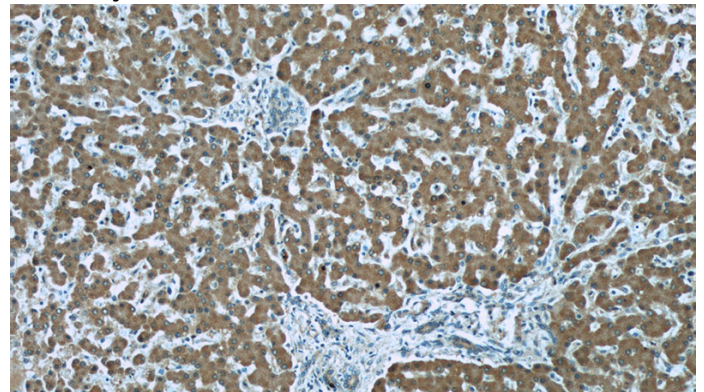
WB: 1:500-1:5000

IHC: 1:20-1:200

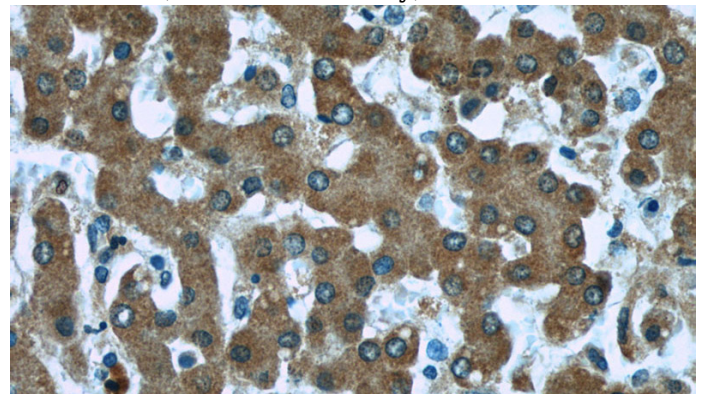
Validations



HeLa cells were subjected to SDS PAGE followed by western blot with Catalog No:107624(TIMM44 antibody) at dilution of 1:1000



Immunohistochemistry of paraffin-embedded human liver tissue slide using Catalog No:107624(TIMM44 Antibody) at dilution of 1:50



Immunohistochemistry of paraffin-embedded human liver tissue slide using Catalog No:107624(TIMM44 Antibody) at dilution of 1:50