

USP1 antibody



Catalog Number: 107532

Product name

USP1 antibody

Specificity

Human; other species not tested.

Antibody description

USP1 Mouse Monoclonal antibody. Positive WB detected in Hepg2 cells. Positive IHC detected in human cervical cancer tissue. Observed molecular weight by Western-blot: 100kD

Preparation

This antibody was obtained by immunization of USP1 recombinant protein (Accession Number: NM_001017416). Purification method: Protein A purified.

Formulation

PBS with 0.02% sodium azide and 50% glycerol pH 7.3.

Storage

Store at -20°C. DO NOT ALIQUOT

Clonality

Monoclonal

Ig Type

Mouse IgG2a

Applications

ELISA, WB, IHC


Dilutions

Recommended Dilution:

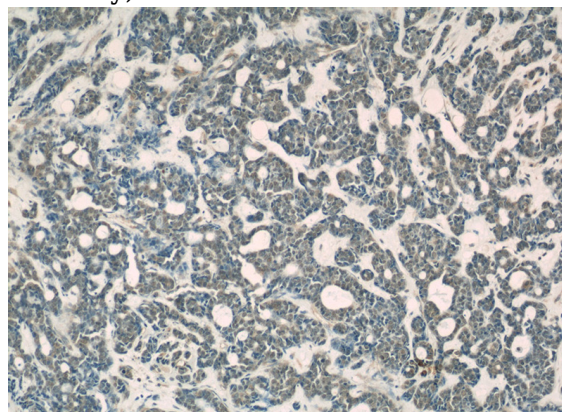
WB: 1:500-1:5000

IHC: 1:20-1:200

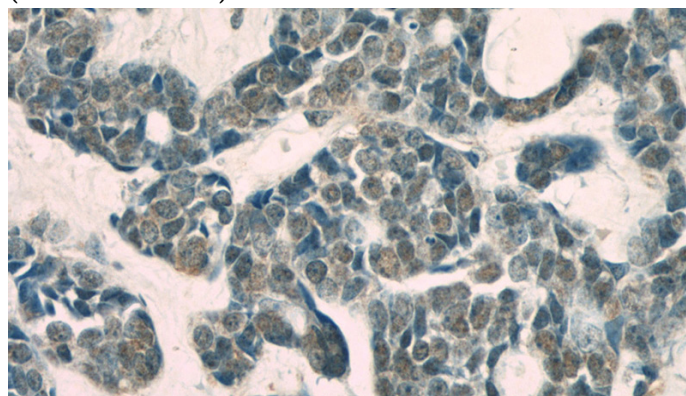
Validations



HepG2 cells were subjected to SDS PAGE followed by western blot with Catalog No:107532(USP1 antibody) at dilution of 1:1000



Immunohistochemical of paraffin-embedded human cervical cancer using Catalog No:107532(USP1 antibody) at dilution of 1:50 (under 10x lens)



Immunohistochemical of paraffin-embedded human cervical cancer using Catalog No:107532(USP1 antibody) at dilution of 1:50 (under 40x lens)