

# RBAP48 antibody

Catalog Number: 107497

## Product name

RBAP48 antibody

## Specificity

Human; other species not tested.

## Antibody description

RBAP48 Mouse Monoclonal antibody. Positive WB detected in HepG2 cells, HeLa cells. Positive IHC detected in human cervical cancer tissue, human testis tissue. Positive FC detected in HeLa cells. Observed molecular weight by Western-blot: 53kD

## Preparation

This antibody was obtained by immunization of RBAP48 recombinant protein (Accession Number: NM\_005610). Purification method: Protein A purified.

## Formulation

PBS with 0.02% sodium azide and 50% glycerol pH 7.3.

## Storage

Store at -20°C. DO NOT ALIQUOT

## Clonality

Monoclonal

## Ig Type

Mouse IgG2b

## Applications

ELISA, WB, IHC, FC


## Dilutions

Recommended Dilution:

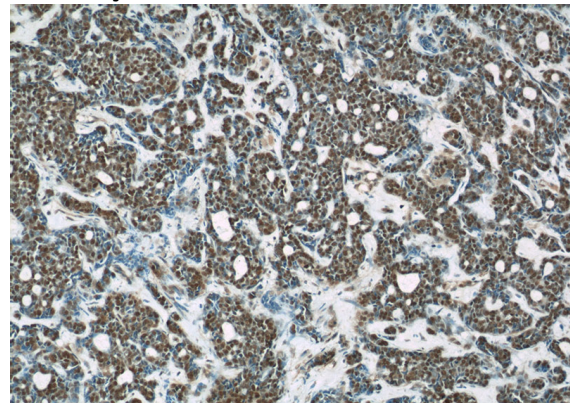
WB: 1:500-1:5000

IHC: 1:20-1:200

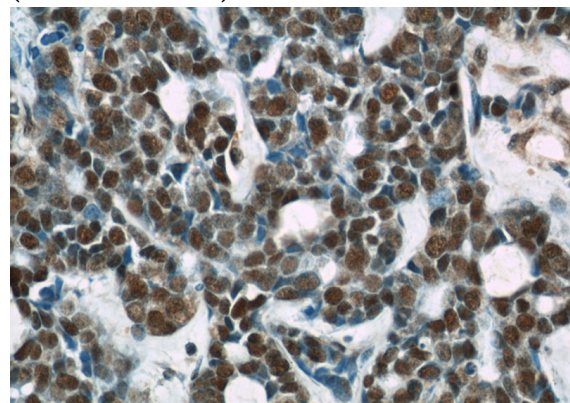
## Validations



HepG2 cells were subjected to SDS PAGE followed by western blot with Catalog No:107497(RBBP4 antibody) at dilution of 1:1000



Immunohistochemical of paraffin-embedded human cervical cancer using Catalog No:107497(RBBP4 antibody) at dilution of 1:200 (under 10x lens)

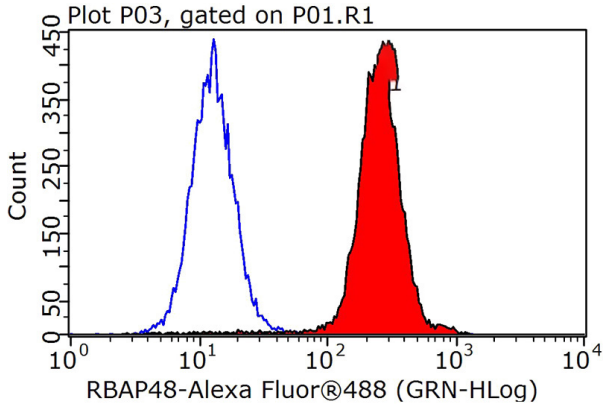


Immunohistochemical of paraffin-embedded human cervical cancer using Catalog

# RBAP48 antibody

Catalog Number: 107497

No:107497(RBBP4 antibody) at dilution of 1:200  
(under 40x lens)



1X10<sup>6</sup> HeLa cells were stained with 0.2ug RBBP4 antibody (Catalog No:107497, red) and control antibody (blue). Fixed with 90% MeOH blocked with 3% BSA (30 min). Alexa Fluor 488-conjugated AffiniPure Goat Anti-Mouse IgG(H+L) with dilution 1:1000.