

RAB27A antibody

Catalog Number: 107492

Product name

RAB27A antibody

Specificity

Human; other species not tested.

Antibody description

RAB27A Mouse Monoclonal antibody. Positive IHC detected in human skeletal muscle tissue. Positive WB detected in K562 cells, K-562 cells. Observed molecular weight by Western-blot: 27 kDa

Preparation

This antibody was obtained by immunization of RAB27A recombinant protein (Accession Number: XM_011521855). Purification method: Protein G purified.

Formulation

PBS with 0.02% sodium azide and 50% glycerol pH 7.3.

Storage

Store at -20°C. DO NOT ALIQUOT

Clonality

Monoclonal

Ig Type

Mouse IgG1

Applications

ELISA, WB, IHC


Dilutions

Recommended Dilution:

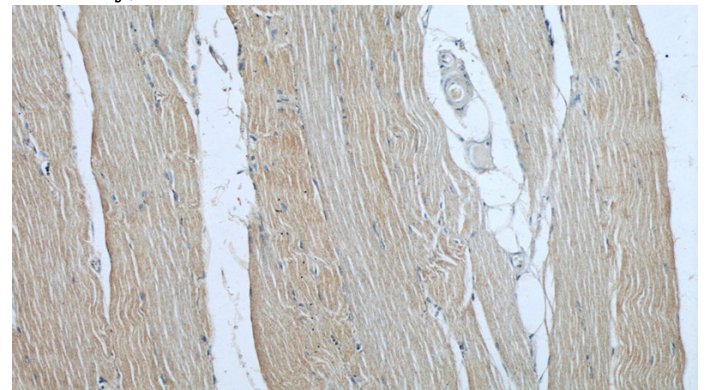
WB: 1:500-1:5000

IHC: 1:20-1:200

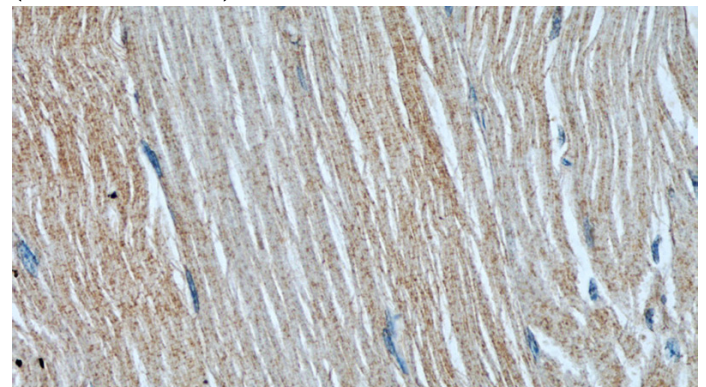
Validations



K-562 cells were subjected to SDS PAGE followed by western blot with Catalog No:107492(RAB27A antibody) at dilution of 1:1000



Immunohistochemical of paraffin-embedded human skeletal muscle using Catalog No:107492(RAB27A antibody) at dilution of 1:50 (under 10x lens)



Immunohistochemical of paraffin-embedded human skeletal muscle using Catalog No:107492(RAB27A antibody) at dilution of 1:50 (under 40x lens)