

# Prostein antibody



Catalog Number: 107486

## Product name

Prostein antibody

## Specificity

Human; other species not tested.

## Antibody description

Prostein Mouse Monoclonal antibody. Positive WB detected in DU 145 cells. Positive IHC detected in human prostate cancer tissue, human kidney tissue. Observed molecular weight by Western-blot: 55-59 kDa

## Preparation

This antibody was obtained by immunization of Prostein recombinant protein (Accession Number: XM\_017002638). Purification method: Protein A purified.

## Formulation

PBS with 0.02% sodium azide and 50% glycerol pH 7.3.

## Storage

Store at -20°C. DO NOT ALIQUOT

## Clonality

Monoclonal

## Ig Type

Mouse IgG2b

## Applications

ELISA, WB, IHC


## Dilutions

Recommended Dilution:

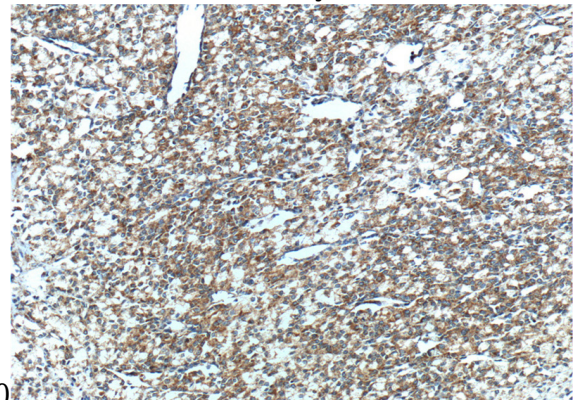
WB: 1:1000-1:10000

IHC: 1:20-1:200

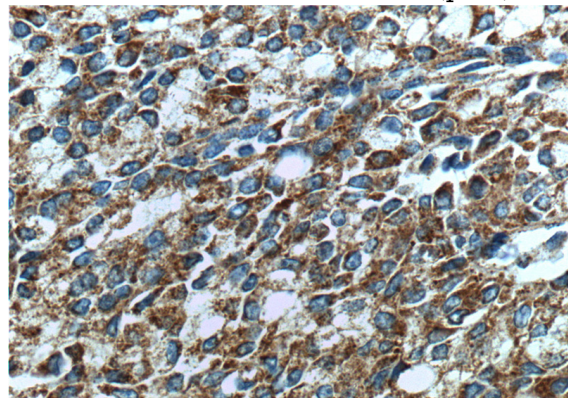
## Validations



DU 145 cells were subjected to SDS PAGE followed by western blot with Catalog No:107486(SLC45A3 Antibody) at dilution of



Immunohistochemistry of paraffin-embedded human prostate cancer tissue slide using Catalog No:107486(SLC45A3 Antibody) at dilution of 1:200 (under 10x lens). heat mediated antigen retrieved with Tris-EDTA buffer(pH9).



Immunohistochemistry of paraffin-embedded

# Prostein antibody



Catalog Number: 107486

---

human prostate cancer tissue slide using Catalog  
No:107486(SLC45A3 Antibody) at dilution of

1:200 (under 40x lens). heat mediated antigen  
retrieved with Tris-EDTA buffer(pH9).