

Prohibitin antibody



Catalog Number: 107485

Product name

Prohibitin antibody

WB: 1:200-1:2000

IHC: 1:20-1:200

Specificity


Human, Mouse; other species not tested.

IF: 1:10-1:100

Antibody description

Prohibitin Mouse Monoclonal antibody. Positive IF detected in MCF-7 cells, Hela cells. Positive IHC detected in human liver tissue, human heart tissue, human liver cancer tissue. Positive WB detected in Hela cells, human placenta tissue. Observed molecular weight by Western-blot: 30 kDa

Validations



Preparation

This antibody was obtained by immunization of Prohibitin recombinant protein (Accession Number: NM_001281715). Purification method: Caprylic acid/ammonium sulfate precipitation.

HeLa cells were subjected to SDS PAGE followed by western blot with Catalog No:107485(PHB antibody) at dilution of 1:500

Formulation

PBS with 0.1% sodium azide and 50% glycerol pH 7.3.

Storage

Store at -20°C. DO NOT ALIQUOT

Clonality

Monoclonal

Ig Type

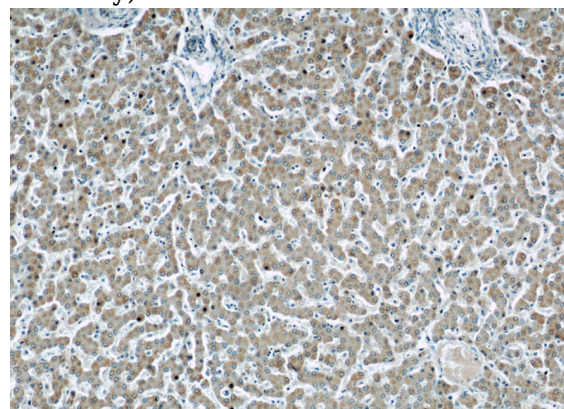
Mouse IgG1

Applications

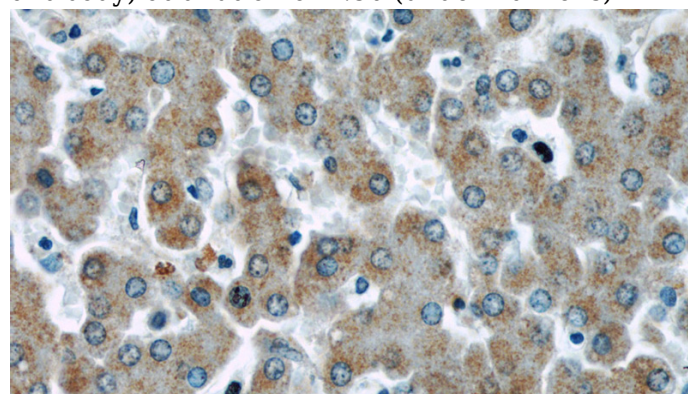
ELISA, WB, IHC, IF

Dilutions

Recommended Dilution:



Immunohistochemical of paraffin-embedded human liver using Catalog No:107485(PHB antibody) at dilution of 1:50 (under 10x lens)

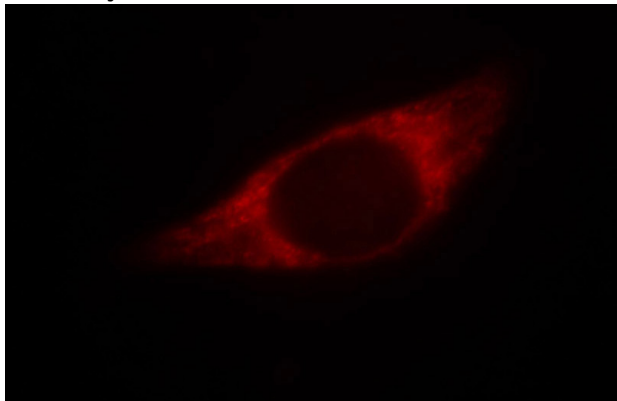


Prohibitin antibody



Catalog Number: 107485

Immunohistochemical of paraffin-embedded human liver using Catalog No:107485(PHB antibody) at dilution of 1:50 (under 40x lens)



Immunofluorescent analysis of MCF-7 cells, using PHB antibody Catalog No: at 1:25 dilution and Rhodamine-labeled goat anti-mouse IgG (red).