

# PLAP antibody

Catalog Number: 107476

## Product name

PLAP antibody

## Specificity

Human; other species not tested.

## Antibody description

PLAP Mouse Monoclonal antibody. Positive WB detected in HepG2 cells, human placenta tissue. Positive IHC detected in human placenta tissue. Observed molecular weight by Western-blot: 66 kDa

## Preparation

This antibody was obtained by immunization of PLAP recombinant protein (Accession Number: NM\_001632). Purification method: Protein G purified.

## Formulation

PBS with 0.02% sodium azide and 50% glycerol pH 7.3.

## Storage

Store at -20°C. DO NOT ALIQUOT

## Clonality

Monoclonal

## Ig Type

Mouse IgG1

## Applications

ELISA, WB, IHC


## Dilutions

Recommended Dilution:

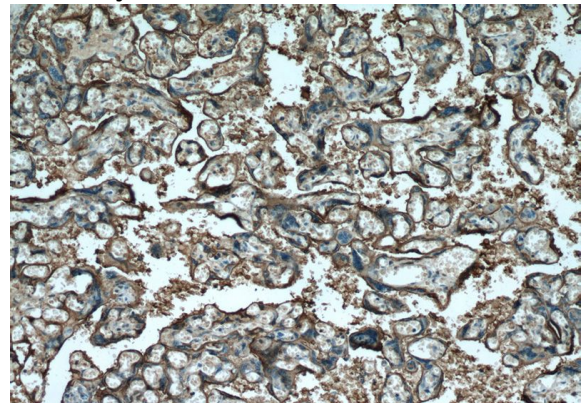
WB: 1:500-1:5000

IHC: 1:20-1:200

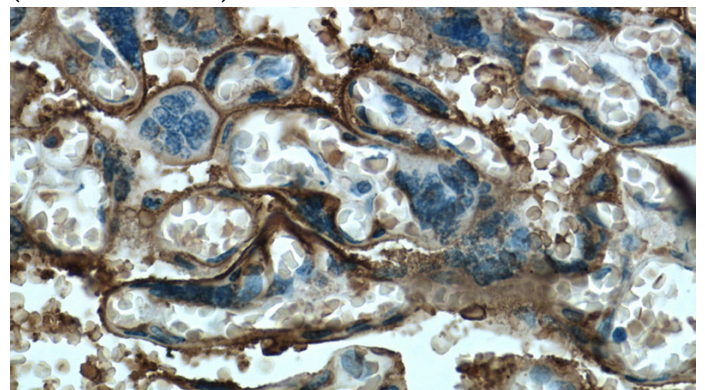
## Validations



HepG2 cells were subjected to SDS PAGE followed by western blot with Catalog No:107476(ALPP Antibody) at dilution of 1:1000



Immunohistochemistry of paraffin-embedded human placenta tissue slide using Catalog No:107476(ALPP Antibody) at dilution of 1:100 (under 10x lens)



Immunohistochemistry of paraffin-embedded human placenta tissue slide using Catalog No:107476(ALPP Antibody) at dilution of 1:100

# PLAP antibody



Catalog Number: 107476

---

(under 40x lens)