

PFN2 antibody

Catalog Number: 107466

Product name

PFN2 antibody

IHC: 1:20-1:200

Specificity

Human, Mouse, Rat; other species not tested.

Antibody description

PFN2 Mouse Monoclonal antibody. Positive WB detected in mouse brain tissue, rat brain tissue. Positive IHC detected in human kidney tissue, human lung cancer tissue, human skeletal muscle tissue, mouse brain tissue. Observed molecular weight by Western-blot: 15 kDa

Preparation

This antibody was obtained by immunization of PFN2 recombinant protein (Accession Number: NM_053024). Purification method: Caprylic acid/ammonium sulfate precipitation.

Formulation

PBS with 0.1% sodium azide and 50% glycerol pH 7.3.

Storage

Store at -20°C. DO NOT ALIQUOT

Clonality

Monoclonal

Ig Type

Mouse IgG2a

Applications


ELISA, IHC, WB

Dilutions

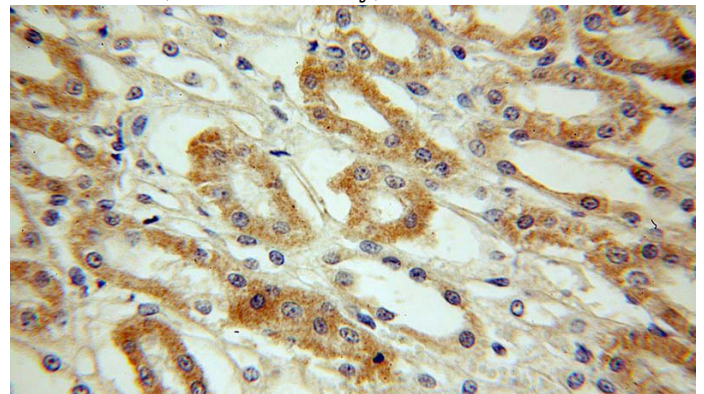
Recommended Dilution:

WB: 1:1000-1:10000

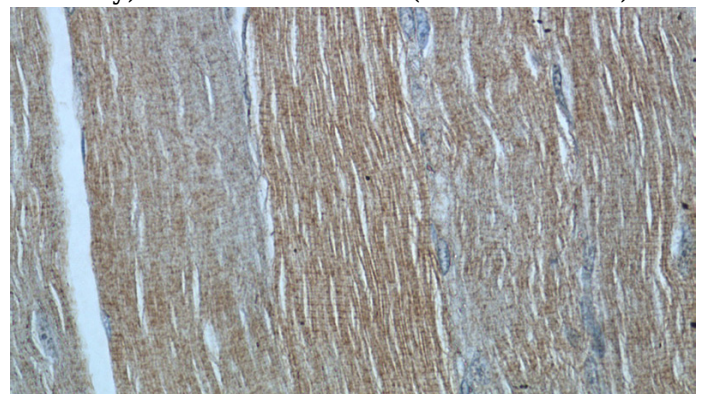
Validations



mouse brain tissue were subjected to SDS PAGE followed by western blot with Catalog No:107466(PFN2 Antibody) at dilution of 1:2000



Immunohistochemical of paraffin-embedded human kidney using Catalog No:107466(PFN2 antibody) at dilution of 1:100 (under 40x lens)



Immunohistochemistry of paraffin-embedded human skeletal muscle tissue slide using Catalog No:107466(PFN2 Antibody) at dilution of 1:50 (under 40x lens)