

Peripherin antibody



Catalog Number: 107463

Product name

Peripherin antibody

Specificity

Human, Rat; other species not tested.

Antibody description

Peripherin Mouse Monoclonal antibody. Positive IHC detected in human brain tissue, human colon tissue. Positive WB detected in rat brain tissue, human colon tissue, rat colon tissue. Observed molecular weight by Western-blot: 50-54 kDa

Preparation

This antibody was obtained by immunization of Peripherin recombinant protein (Accession Number: NM_006262). Purification method: Protein A purified.

Formulation

PBS with 0.02% sodium azide and 50% glycerol pH 7.3.

Storage

Store at -20°C. DO NOT ALIQUOT

Clonality

Monoclonal

Ig Type

Mouse IgG2b

Applications

ELISA, IHC, WB


Dilutions

Recommended Dilution:

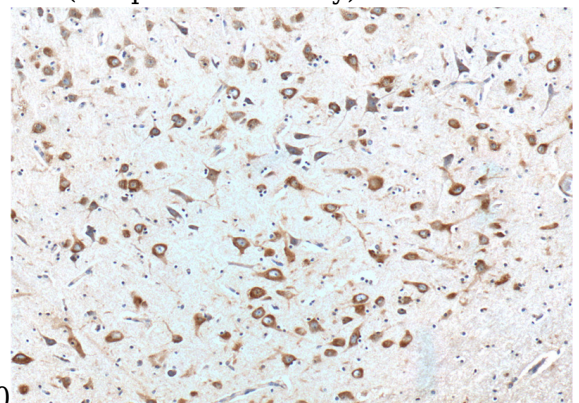
WB: 1:1000-1:10000

IHC: 1:20-1:200

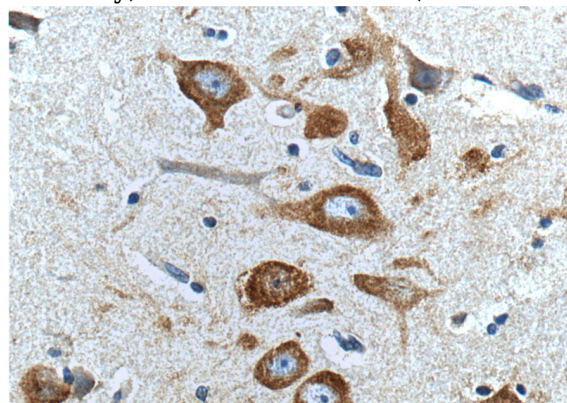
Validations



rat brain tissue were subjected to SDS PAGE followed by western blot with Catalog No:107463(Peripherin Antibody) at dilution of



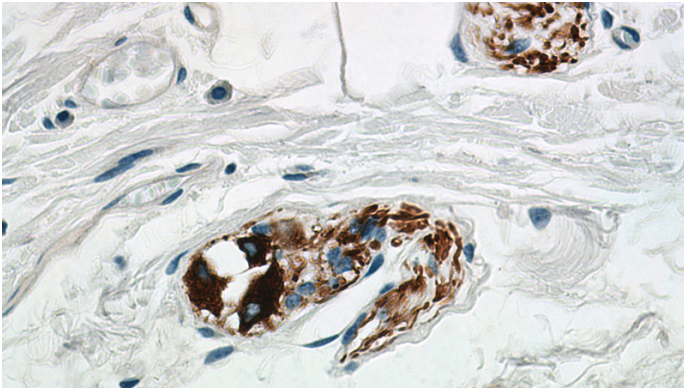
Immunohistochemistry of paraffin-embedded human brain tissue slide using (Peripherin Antibody) at dilution of 1:100 (under 10x lens).



Immunohistochemistry of paraffin-embedded human brain tissue slide using (Peripherin Antibody) at dilution of 1:100 (under 40x lens).

Peripherin antibody

Catalog Number: 107463



Immunohistochemistry of paraffin-embedded human colon tissue slide using Catalog No:107463(Peripherin Antibody) at dilution of 1:1000 (under 40x lens).