

PD-L1/CD274 antibody



Catalog Number: 107462

Product name

PD-L1/CD274 antibody

Specificity

Human, Mouse, Pig; other species not tested.

Antibody description

PD-L1/CD274 Mouse Monoclonal antibody. Positive IHC detected in human tonsillitis tissue, human heart tissue, human lung cancer tissue, human placenta tissue. Positive IF detected in HeLa cells. Positive FC detected in Raji cells. Positive WB detected in human skeletal muscle tissue, human placenta tissue, pig lung tissue, RAW 264.7 cells. Observed molecular weight by Western-blot: 50 kDa

Preparation

This antibody was obtained by immunization of PD-L1/CD274 recombinant protein (Accession Number: NM_014143). Purification method: Protein G purified.

Formulation

PBS with 0.02% sodium azide and 50% glycerol pH 7.3.

Storage

Store at -20°C. DO NOT ALIQUOT

Clonality

Monoclonal

Ig Type

Mouse IgG1

Applications

ELISA, WB, IHC, IF, FC

Dilutions


Recommended Dilution:

WB: 1:500-1:5000

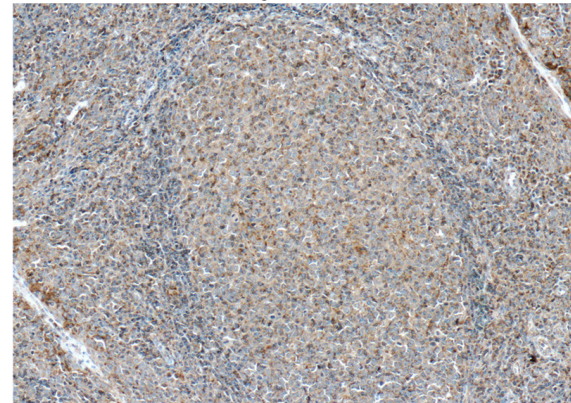
IHC: 1:100-1:500

IF: 1:50-1:500

Validations



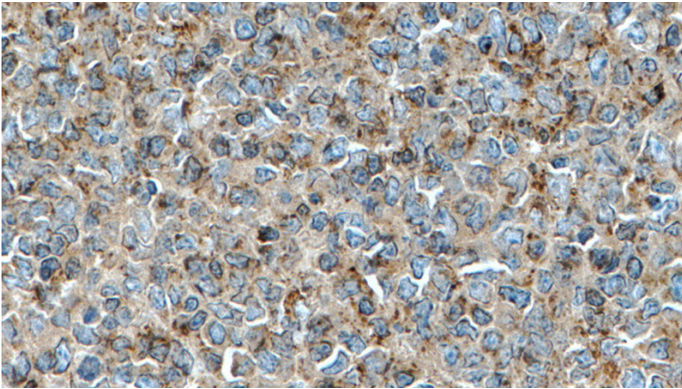
human skeletal muscle tissue were subjected to SDS PAGE followed by western blot with (PD-L1/CD274 Antibody) at dilution of 1:1000



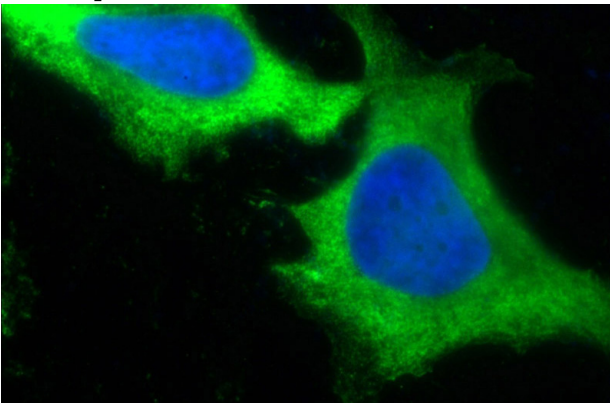
Immunohistochemistry of paraffin-embedded human tonsillitis tissue slide using (PD-L1/CD274 Antibody) at dilution of 1:500 (under 10x lens). heat mediated antigen retrieved with Tris-EDTA buffer(pH9).

PD-L1/CD274 antibody

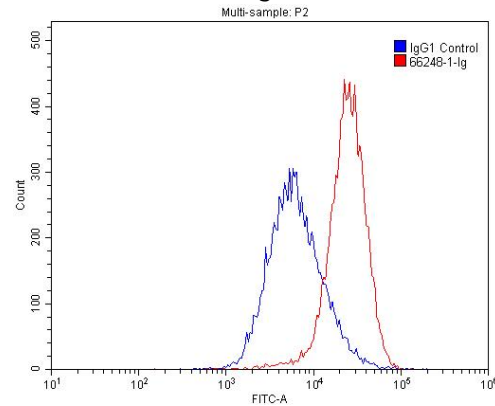
Catalog Number: 107462



Immunohistochemistry of paraffin-embedded human tonsillitis tissue slide using (PD-L1/CD274 Antibody) at dilution of 1:500 (under 40x lens). heat mediated antigen retrieved with Tris-EDTA buffer(pH9).



Immunofluorescent analysis of (10% Formaldehyde) fixed HeLa cells using Catalog No:107462(PD-L1/CD274 Antibody) at dilution of 1:300 and Alexa Fluor 488-conjugated AffiniPure Goat Anti-Mouse IgG(H+L)



1X10⁶ Raji cells were stained with 0.2ug PD-L1/CD274 antibody (Catalog No:107462, red) and control antibody (blue). Fixed with 4% PFA blocked with 3% BSA (30 min). Alexa Fluor 488-conjugated AffiniPure Goat Anti-Mouse IgG(H+L) with dilution 1:1500.