

# P4HA1 antibody



Catalog Number: 107444

## Product name

P4HA1 antibody

## Immunogen

[Human P4HA1 Recombinant protein \(His tag\)](#)

## Specificity

Human; other species not tested.

## Antibody description

P4HA1 Mouse Monoclonal antibody. Positive IHC detected in human breast cancer tissue, human testis tissue. Positive WB detected in PC-3 cells, HEK-293 cells. Observed molecular weight by Western-blot: 61 kDa

## Preparation

This antibody was obtained by immunization of P4HA1 recombinant protein (Accession Number: NM\_001142595). Purification method: Protein G purified.

## Formulation

PBS with 0.02% sodium azide and 50% glycerol pH 7.3.

## Storage

Store at -20°C. DO NOT ALIQUOT

## Clonality

Monoclonal

## Ig Type

Mouse IgG1

## Applications

ELISA, WB, IHC


## Dilutions

Recommended Dilution:

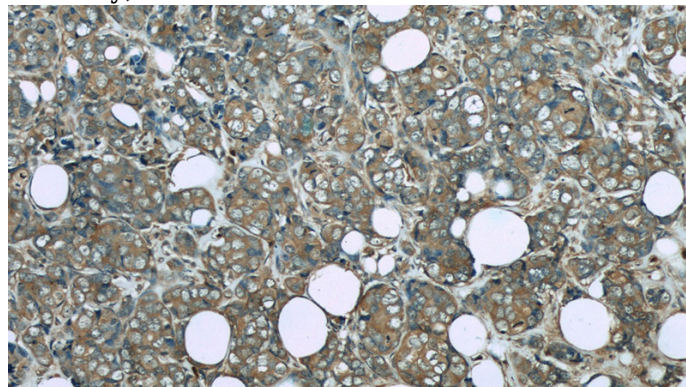
WB: 1:500-1:5000

IHC: 1:20-1:200

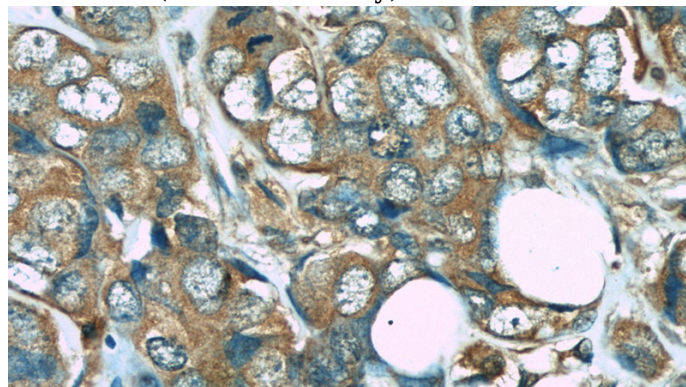
## Validations



PC-3 cells were subjected to SDS PAGE followed by western blot with Catalog No:107444(P4HA1 antibody) at dilution of 1:1000



Immunohistochemistry of paraffin-embedded human breast cancer slide using Catalog No:107444(P4HA1 Antibody) at dilution of 1:50



Immunohistochemistry of paraffin-embedded

# P4HA1 antibody



Catalog Number: 107444

---

human breast cancer slide using Catalog

No:107444(P4HA1 Antibody) at dilution of 1:50