

# MSH2 antibody

Catalog Number: 107430

## Product name

MSH2 antibody

## Specificity

Human; other species not tested.

## Antibody description

MSH2 Mouse Monoclonal antibody. Positive WB detected in Colo320 cells, A2780 cells, HeLa cells. Positive IHC detected in human colon cancer tissue. Observed molecular weight by Western-blot: 100-105 kDa

## Preparation

This antibody was obtained by immunization of MSH2 recombinant protein (Accession Number: NM\_000251). Purification method: Caprylic acid/ammonium sulfate precipitation.

## Formulation

PBS with 0.1% sodium azide and 50% glycerol pH 7.3.

## Storage

Store at -20°C. DO NOT ALIQUOT

## Clonality

Monoclonal

## Ig Type

Mouse IgG1

## Applications

ELISA, WB, IHC


## Dilutions

Recommended Dilution:

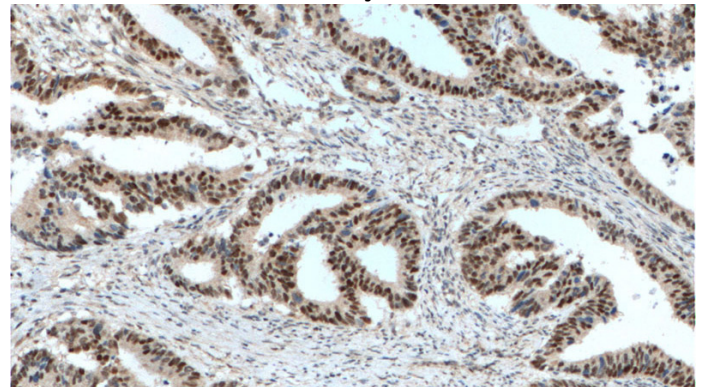
WB: 1:500-1:5000

IHC: 1:20-1:200

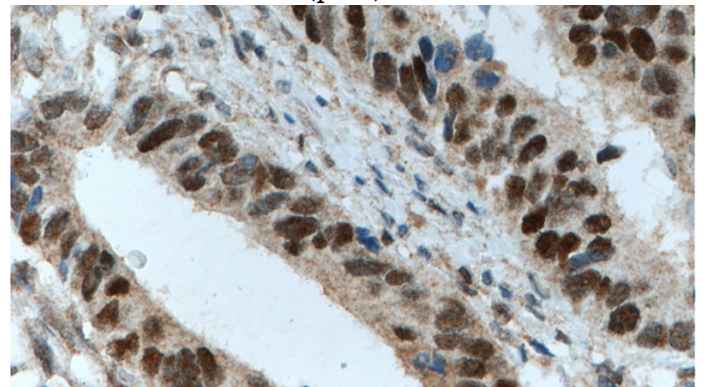
## Validations



COLO 320 cells were subjected to SDS PAGE followed by western blot with Catalog No:107430(MSH2 antibody) at dilution of 1:1000



Immunohistochemistry of paraffin-embedded human colon cancer tissue slide using Catalog No:107430(MSH2 Antibody) at dilution of 1:800 (under 10x lens). Heat mediated antigen retrieval with Tris-EDTA buffer(pH9).



Immunohistochemistry of paraffin-embedded human colon cancer tissue slide using Catalog

# MSH2 antibody



Catalog Number: 107430

---

No:107430(MSH2 Antibody) at dilution of 1:800

(under 40x lens). heat mediated antigen retrieved with Tris-EDTA buffer(pH9).