

MAOB antibody

Catalog Number: 107414

Product name

MAOB antibody

Specificity

Human; other species not tested.

Antibody description

MAOB Mouse Monoclonal antibody. Positive IHC detected in human brain tissue. Positive WB detected in Human brain, human kidney tissue. Observed molecular weight by Western-blot: 59 kDa

Preparation

This antibody was obtained by immunization of MAOB recombinant protein (Accession Number: NM_000898). Purification method: Protein G purified.

Formulation

PBS with 0.02% sodium azide and 50% glycerol pH 7.3.

Storage

Store at -20°C. DO NOT ALIQUOT

Clonality

Monoclonal

Ig Type

Mouse IgG1

Applications

ELISA, WB, IHC

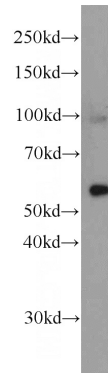
Dilutions

Recommended Dilution:

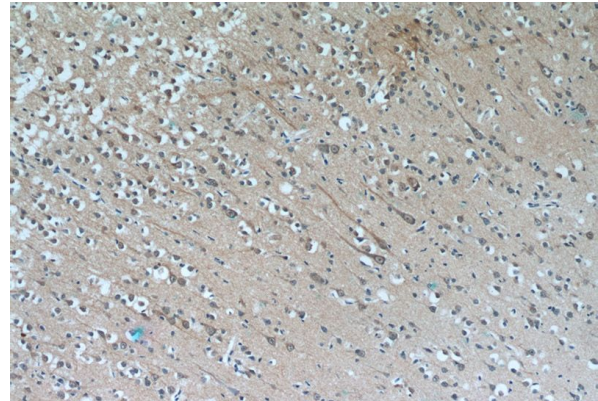
WB: 1:500-1:5000

IHC: 1:20-1:200

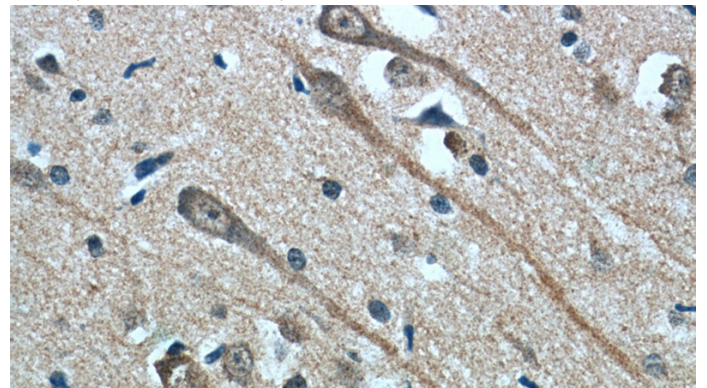
Validations



human brain tissue were subjected to SDS PAGE followed by western blot with Catalog No:107414(MAOB antibody) at dilution of 1:1000



Immunohistochemistry of paraffin-embedded human brain tissue slide using Catalog No:107414(MAOB Antibody) at dilution of 1:50 (under 10x lens)



Immunohistochemistry of paraffin-embedded human brain tissue slide using Catalog No:107414(MAOB Antibody) at dilution of

MAOB antibody



Catalog Number: 107414

1:50(under 40x lens)