

# IL9 antibody

Catalog Number: 107404

## Product name

IL9 antibody

## Specificity

Human; other species not tested.

## Antibody description

IL9 Mouse Monoclonal antibody. Positive WB detected in Recombinant protein, Transfected HEK-293 cells. Positive IHC detected in human tonsillitis tissue. Observed molecular weight by Western-blot: 19 kDa

## Preparation

This antibody was obtained by immunization of IL9 recombinant protein (Accession Number: NM\_000590). Purification method: Protein A purified.

## Formulation

PBS with 0.02% sodium azide and 50% glycerol pH 7.3.

## Storage

Store at -20°C. DO NOT ALIQUOT

## Clonality

Monoclonal

## Ig Type

Mouse IgG2b

## Applications

ELISA, WB, IHC


## Dilutions

Recommended Dilution:

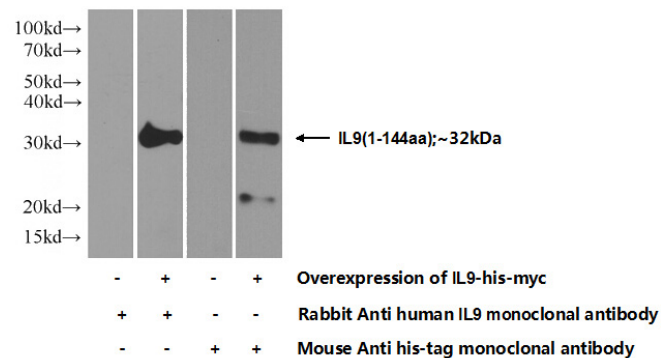
WB: 1:5000-1:50000

IHC: 1:20-1:200

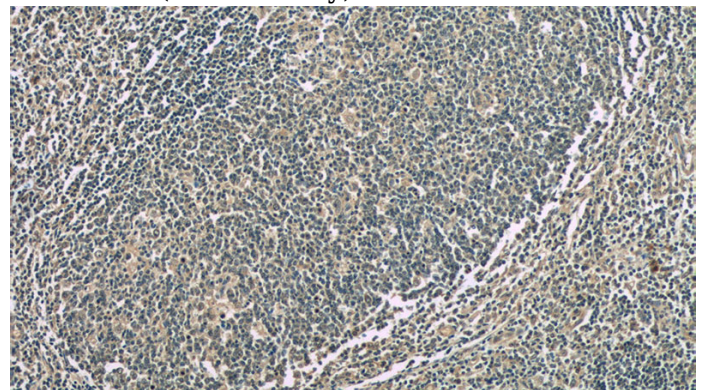
## Validations



Recombinant protein were subjected to SDS PAGE followed by western blot with Catalog No:107404(IL9 antibody) at dilution of 1:20000



Transfected HEK-293 cells were subjected to SDS PAGE followed by western blot with Catalog No:107404(IL9 Antibody) at dilution of 1:1000

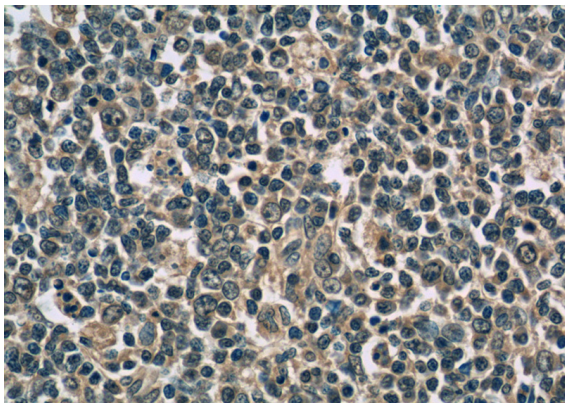


Immunohistochemistry of paraffin-embedded human tonsillitis tissue slide using Catalog No:107404(IL9 Antibody) at dilution of 1:50 (under 10x lens)

# IL9 antibody

Catalog Number: 107404

---



Immunohistochemistry of paraffin-embedded human tonsillitis tissue slide using Catalog No:107404(IL9 Antibody) at dilution of 1:50 (under 40x lens)