

LBP antibody

Catalog Number: 107372

Product name

LBP antibody

Specificity

Human; other species not tested.

Antibody description

LBP Mouse Monoclonal antibody. Positive WB detected in Jurkat cells. Positive IHC detected in human liver cancer tissue, human liver tissue. Observed molecular weight by Western-blot: 60 kDa

Preparation

This antibody was obtained by immunization of LBP recombinant protein (Accession Number: BC022256). Purification method: Protein A purified.

Formulation

PBS with 0.02% sodium azide and 50% glycerol pH 7.3.

Storage

Store at -20°C. DO NOT ALIQUOT

Clonality

Monoclonal

Ig Type

Mouse IgG2b

Applications

ELISA, WB, IHC


Dilutions

Recommended Dilution:

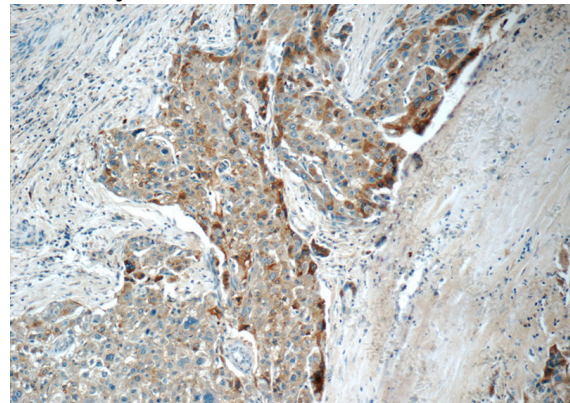
WB: 1:500-1:5000

IHC: 1:20-1:200

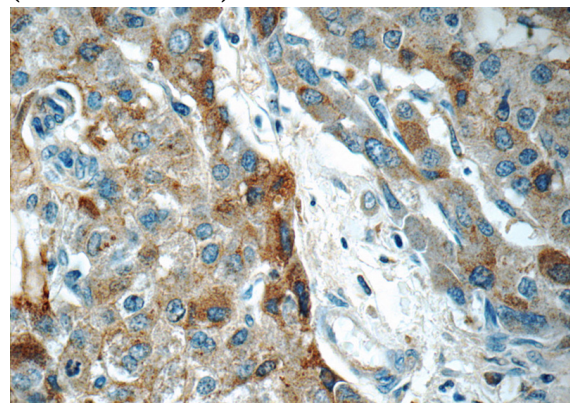
Validations



Jurkat cells were subjected to SDS PAGE followed by western blot with Catalog No:107372(LBP Antibody) at dilution of 1:1000



Immunohistochemistry of paraffin-embedded human liver cancer tissue slide using Catalog No:107372(LBP Antibody) at dilution of 1:50 (under 10x lens)



Immunohistochemistry of paraffin-embedded human liver cancer tissue slide using Catalog

LBP antibody



Catalog Number: 107372

No:107372(LBP Antibody) at dilution of 1:50 (under 40x lens)