

# KEAP1 antibody

Catalog Number: 107361

## Product name

KEAP1 antibody

## Specificity

Human, Rat; other species not tested.

## Antibody description

KEAP1 Mouse Monoclonal antibody. Positive WB detected in HeLa cells, Jurkat cells. Positive IHC detected in human pancreas cancer tissue, human endometrial cancer tissue, human kidney tissue, human skeletal muscle tissue. Observed molecular weight by Western-blot: 68+66 kDa

## Preparation

This antibody was obtained by immunization of KEAP1 recombinant protein (Accession Number: XM\_011528452). Purification method: Caprylic acid/ammonium sulfate precipitation.

## Formulation

PBS with 0.1% sodium azide and 50% glycerol pH 7.3.

## Storage

Store at -20°C. DO NOT ALIQUOT

## Clonality

Monoclonal

## Ig Type

IgA

## Applications

ELISA, IHC, WB


## Dilutions

Recommended Dilution:

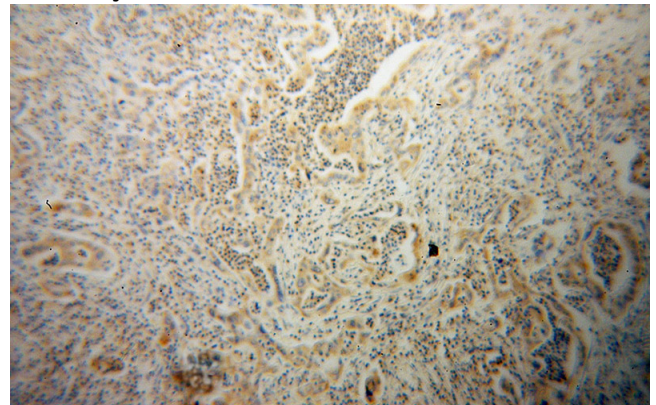
WB: 1:200-1:2000

IHC: 1:20-1:200

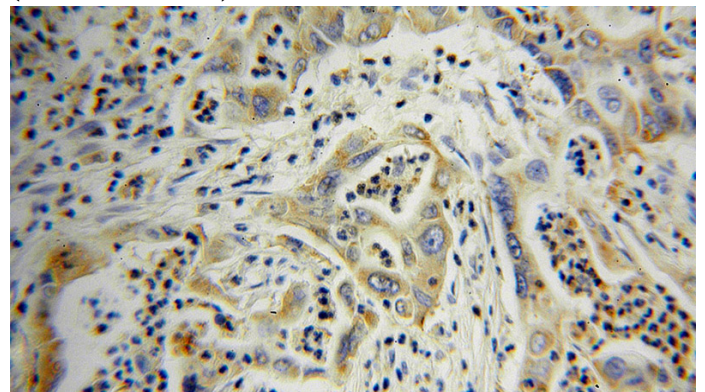
## Validations



HeLa cells were subjected to SDS PAGE followed by western blot with Catalog No:107361(KEAP1 antibody) at dilution of 1:500



Immunohistochemical of paraffin-embedded human pancreas cancer using Catalog No:107361(KEAP1 antibody) at dilution of 1:100 (under 10x lens)



Immunohistochemical of paraffin-embedded human pancreas cancer using Catalog No:107361(KEAP1 antibody) at dilution of 1:100

# KEAP1 antibody



Catalog Number: 107361

---

(under 40x lens)