

Product name

NINJ2 antibody

Specificity

Human; other species not tested.

Antibody description

NINJ2 Mouse Monoclonal antibody. Positive IHC detected in human tonsillitis tissue. Positive WB detected in Transfected HEK-293 cells.

Preparation

This antibody was obtained by immunization of NINJ2 recombinant protein (Accession Number: BC057766). Purification method: Protein A purified.

Formulation

PBS with 0.02% sodium azide and 50% glycerol pH 7.3.

Storage

Store at -20°C. DO NOT ALIQUOT

Clonality

Monoclonal

Ig Type

Mouse IgG2b

Applications

ELISA, WB, IHC

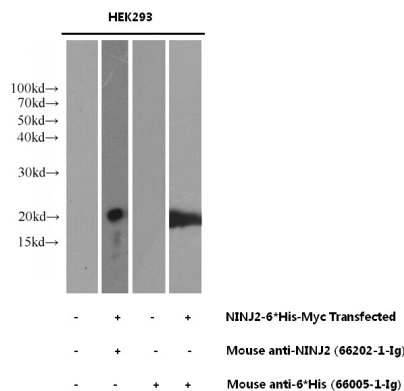
Dilutions

Recommended Dilution:

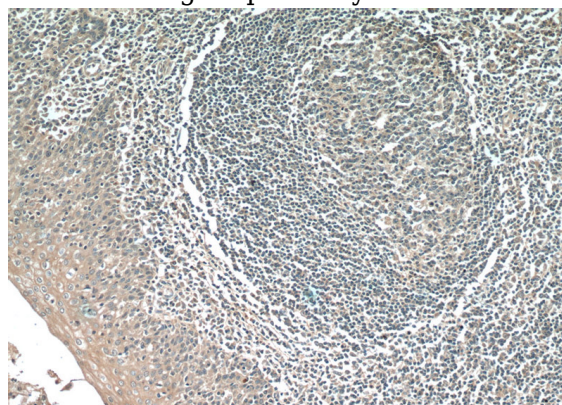
WB: 1:500-1:5000

IHC: 1:20-1:200

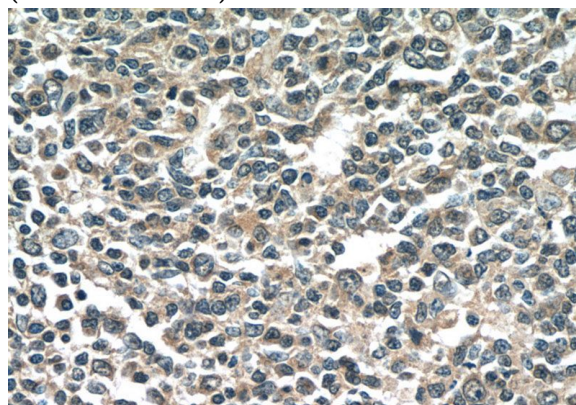
Validations



Untransfected and NINJ2 transfected HEK-293 cells were subjected to SDS-PAGE followed by western blot with Catalog No:107333 (mouse anti-NINJ2 monoclonal antibody, 1:1000) and mouse anti-6*His tag respectively.



Immunohistochemistry of paraffin-embedded human tonsillitis tissue slide using Catalog No:107333(NINJ2 Antibody) at dilution of 1:50 (under 10x lens)



Immunohistochemistry of paraffin-embedded human tonsillitis tissue slide using Catalog

NINJ2 antibody



Catalog Number: 107333

No:107333(NINJ2 Antibody) at dilution of 1:50 (under 40x lens)