

# Myosin 2a antibody



Catalog Number: 107318

## Product name

Myosin 2a antibody

## Specificity

Human; other species not tested.

## Antibody description

Myosin 2a Mouse Monoclonal antibody. Positive WB detected in human skeletal muscle tissue. Positive IHC detected in human skeletal muscle tissue. Observed molecular weight by Western-blot: 200 kDa

## Preparation

This antibody was obtained by immunization of Peptide (Accession Number: NM\_017534). Purification method: Protein A purified.

## Formulation

PBS with 0.02% sodium azide and 50% glycerol pH 7.3.

## Storage

Store at -20°C. DO NOT ALIQUOT

## Clonality

Monoclonal

## Ig Type

Mouse IgG2b

## Applications

ELISA, WB, IHC


## Dilutions

Recommended Dilution:


WB: 1:1000-1:10000

IHC: 1:20-1:200

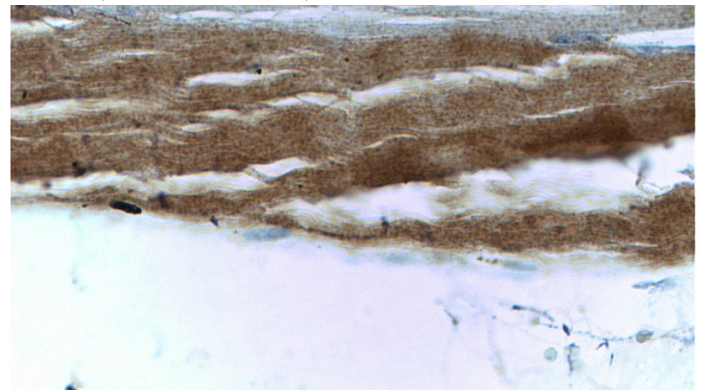
## Validations



human skeletal muscle tissue were subjected to SDS PAGE followed by western blot with Catalog No:107318(Myosin 2a Antibody) at dilution of 1:4000



Immunohistochemistry of paraffin-embedded human skeletal muscle tissue slide using Catalog No:107318(Myosin 2a Antibody) at dilution of 1:100 (under 10x lens)



Immunohistochemistry of paraffin-embedded human skeletal muscle tissue slide using Catalog No:107318(Myosin 2a Antibody) at dilution of 1:100 (under 40x lens)