

MYL3 antibody

Catalog Number: 107315

Product name

MYL3 antibody

Specificity

Human, Rat; other species not tested.

Antibody description

MYL3 Mouse Monoclonal antibody. Positive WB detected in human skeletal muscle tissue, rat heart tissue. Positive IHC detected in human heart tissue, human skeletal muscle tissue. Observed molecular weight by Western-blot: 22-25 kDa

Preparation

This antibody was obtained by immunization of MYL3 recombinant protein (Accession Number: NM_001406937). Purification method: Protein G purified.

Formulation

PBS with 0.02% sodium azide and 50% glycerol pH 7.3.

Storage

Store at -20°C. DO NOT ALIQUOT

Clonality

Monoclonal

Ig Type

Mouse IgG1

Applications

ELISA, IHC, WB


Dilutions

Recommended Dilution:

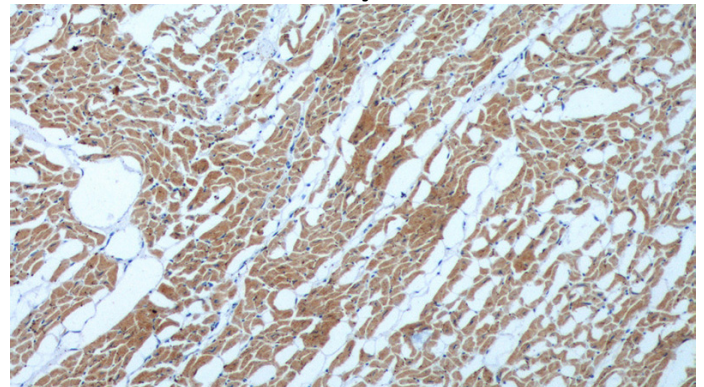
WB: 1:5000-1:50000

IHC: 1:20-1:200

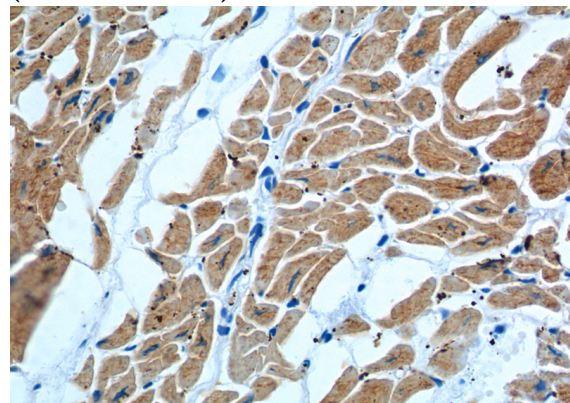
Validations



human skeletal muscle tissue were subjected to SDS PAGE followed by western blot with Catalog No:107315(MYL3 Antibody) at dilution of 1:20000



Immunohistochemistry of paraffin-embedded human heart tissue slide using Catalog No:107315(MYL3 Antibody) at dilution of 1:600 (under 10x lens).



Immunohistochemistry of paraffin-embedded human heart tissue slide using Catalog No:107315(MYL3 Antibody) at dilution of 1:600

MYL3 antibody



Catalog Number: 107315

(under 40x lens).