

FUT8 antibody

Catalog Number: 107283

Product name

FUT8 antibody

Specificity

Human; other species not tested.

Antibody description

FUT8 Mouse Monoclonal antibody. Positive IHC detected in human lung cancer tissue, human breast cancer tissue. Positive WB detected in HeLa cells, PC-3 cells. Observed molecular weight by Western-blot: 66 kDa

Preparation

This antibody was obtained by immunization of FUT8 recombinant protein (Accession Number: BC025385). Purification method: Protein A purified.

Formulation

PBS with 0.02% sodium azide and 50% glycerol pH 7.3.

Storage

Store at -20°C. DO NOT ALIQUOT

Clonality

Monoclonal

Ig Type

Mouse IgG2a

Applications

ELISA, WB, IHC


Dilutions

Recommended Dilution:

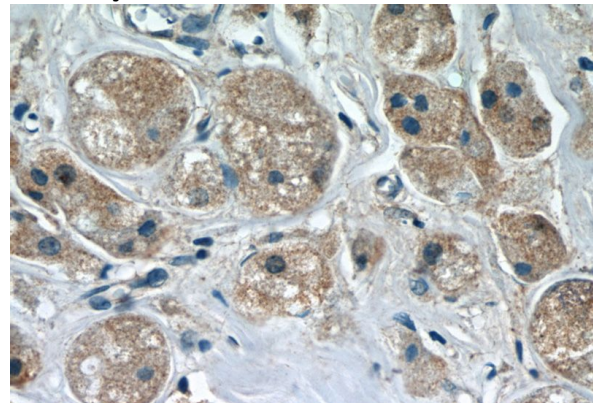
WB: 1:500-1:5000

IHC: 1:20-1:200

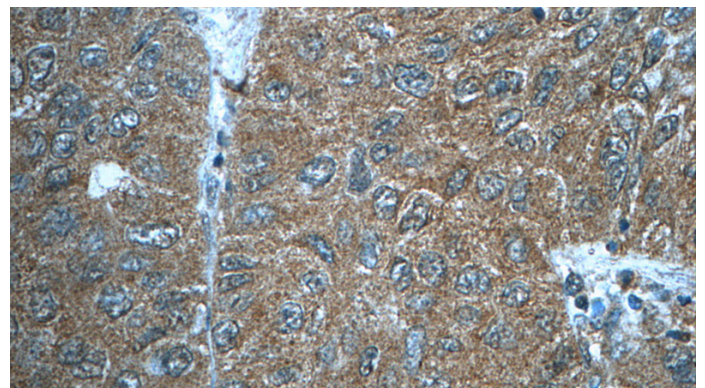
Validations



HeLa cells were subjected to SDS PAGE followed by western blot with Catalog No:107283(FUT8 antibody) at dilution of 1:1000



Immunohistochemistry of paraffin-embedded human lung cancer tissue slide using Catalog No:107283(FUT8 Antibody) at dilution of 1:50



FUT8 antibody



Catalog Number: 107283

under 40x lens