

# IDH1 antibody



Catalog Number: 107273

## Product name

IDH1 antibody

IHC: 1:20-1:200

IF: 1:50-1:500

## Specificity

Human; other species not tested.

## Antibody description

IDH1 Mouse Monoclonal antibody. Positive WB detected in MCF-7 cells, HepG2 cells. Positive IF detected in HepG2 cells. Positive IHC detected in human pancreas tissue, human gliomas tissue. Observed molecular weight by Western-blot: 46 kDa

## Preparation

This antibody was obtained by immunization of IDH1 recombinant protein (Accession Number: NM\_005896). Purification method: Protein G purified.

## Formulation

PBS with 0.02% sodium azide and 50% glycerol pH 7.3.

## Storage

Store at -20°C. DO NOT ALIQUOT

## Clonality

Monoclonal

## Ig Type

Mouse IgG1

## Applications


ELISA, WB, IHC, IF

## Dilutions

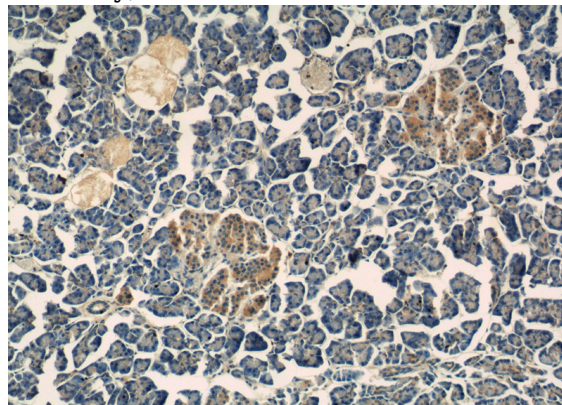
Recommended Dilution:

WB: 1:500-1:5000

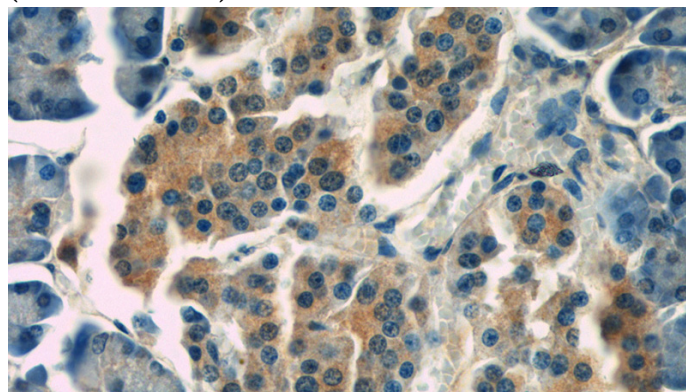
## Validations



MCF-7 cells were subjected to SDS PAGE followed by western blot with Catalog No:107273(IDH1 Antibody) at dilution of 1:1000



Immunohistochemistry of paraffin-embedded human pancreas tissue slide using Catalog No:107273(IDH1 Antibody) at dilution of 1:200 (under 10x lens)



Immunohistochemistry of paraffin-embedded

# IDH1 antibody



Catalog Number: 107273

---

human pancreas tissue slide using Catalog

No:107273(IDH1 Antibody) at dilution of 1:200  
(under 40x lens)