

HSPA2 antibody

Catalog Number: 107269

Product name

HSPA2 antibody

Immunogen

[Human HSPA2 Recombinant protein \(His tag\)](#)

Specificity

Human, Rat, Mouse; other species not tested.

Antibody description

HSPA2 Mouse Monoclonal antibody. Positive IF detected in HeLa cells. Positive IHC detected in human testis tissue. Positive WB detected in NIH/3T3 cells, HeLa cells, ROS1728 cells. Observed molecular weight by Western-blot: 70 kDa

Preparation

This antibody was obtained by immunization of HSPA2 recombinant protein (Accession Number: NM_021979). Purification method: Protein G purified.

Formulation

PBS with 0.02% sodium azide and 50% glycerol pH 7.3.

Storage

Store at -20°C. DO NOT ALIQUOT

Clonality

Monoclonal

Ig Type

Mouse IgG1

Applications

ELISA, WB, IF, IHC

Dilutions


Recommended Dilution:

WB: 1:5000-1:50000

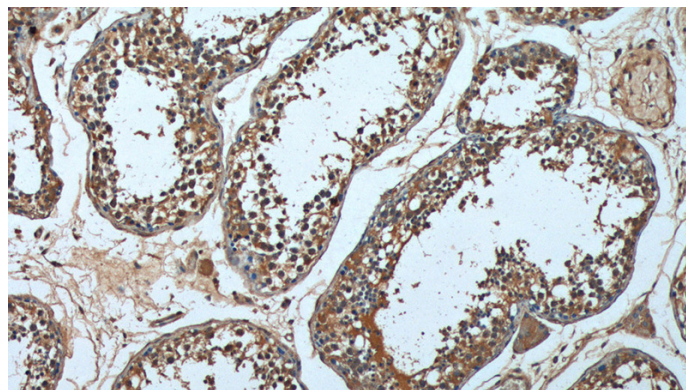
IHC: 1:20-1:200

IF: 1:20-1:200

Validations



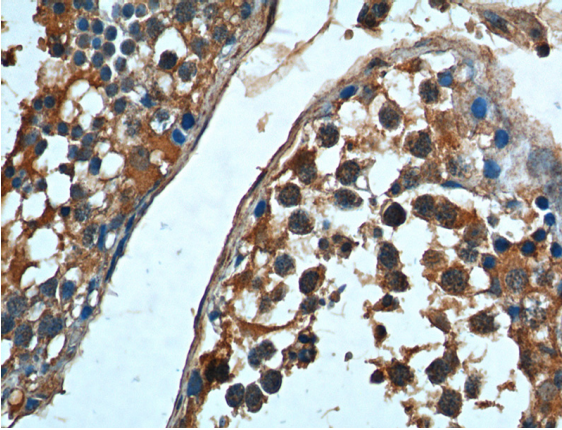
NIH/3T3 cells were subjected to SDS PAGE followed by western blot with Catalog No:107269(HSPA2 Antibody) at dilution of 1:10000



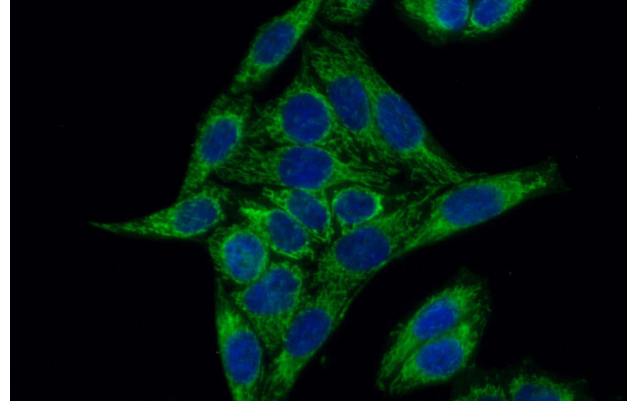
Immunohistochemistry of paraffin-embedded human testis tissue slide using Catalog No:107269(HSPA2 Antibody) at dilution of 1:200 (under 10x lens).

HSPA2 antibody

Catalog Number: 107269



Immunohistochemistry of paraffin-embedded human testis tissue slide using Catalog No:107269(HSPA2 Antibody) at dilution of 1:200 (under 40x lens).



Immunofluorescent analysis of (10% Formaldehyde) fixed HeLa cells using Catalog No:107269(HSPA2 Antibody) at dilution of 1:100 and Alexa Fluor 488-conjugated AffiniPure Goat Anti-Mouse IgG(H+L)