

HLA class I (HLA-A) antibody



Catalog Number: 107263

Product name

HLA class I (HLA-A) antibody

WB: 1:200-1:2000

IHC: 1:20-1:200


Specificity

Human, Mouse, Rat, Pig; other species not tested.

Validations

Antibody description

HLA class I (HLA-A) Mouse Monoclonal antibody. Positive WB detected in Hepg2 cells, HeLa cells, Raji cells, U-937 cells. Positive IHC detected in human tonsillitis tissue, human heart tissue, human spleen tissue. Positive FC detected in HepG2 cells, HEK-293 cells. Observed molecular weight by Western-blot: 44 kDa




Preparation

This antibody was obtained by immunization of HLA class I (HLA-A) recombinant protein (Accession Number: NM_001242758). Purification method: Protein A purified.

HepG2 cells were subjected to SDS PAGE followed by western blot with Catalog No:107263(HLA class I (HLA-A) antibody) at dilution of 1:500

Formulation

PBS with 0.02% sodium azide and 50% glycerol pH 7.3.



Storage

Store at -20°C. DO NOT ALIQUOT

Clonality

Monoclonal

Ig Type

Mouse IgG2b

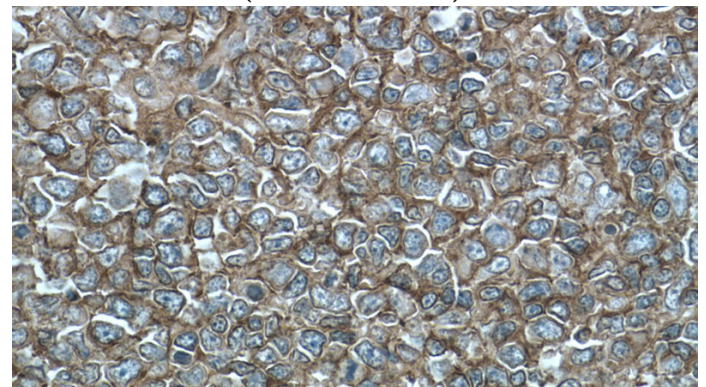
Applications

ELISA, WB, FC, IHC

Dilutions

Recommended Dilution:

Immunohistochemistry of paraffin-embedded human tonsillitis tissue slide using Catalog No:107263(HLA class I (HLA-A) Antibody) at dilution of 1:200 (under 10x lens)



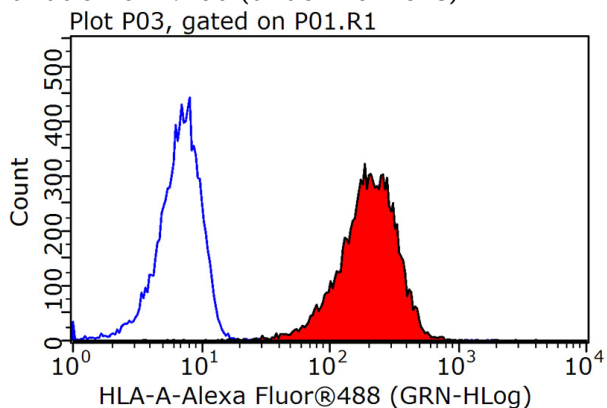
Immunohistochemistry of paraffin-embedded

HLA class I (HLA-A) antibody



Catalog Number: 107263

human tonsillitis tissue slide using Catalog No:107263(HLA class I (HLA-A) Antibody) at dilution of 1:200 (under 40x lens)



1X10⁶ HepG2 cells were stained with .2ug HLA class I (HLA-A) antibody (Catalog No:107263, red) and control antibody (blue). Fixed with 90% MeOH blocked with 3% BSA (30 min). Alexa Fluor 488-conjugated AffiniPure Goat Anti-Mouse IgG(H+L) with dilution 1:1000.