

Alpha galactosidase A antibody



Catalog Number: 107117

Product name

Alpha galactosidase A antibody

WB: 1:500-1:5000

IHC: 1:20-1:200

Specificity

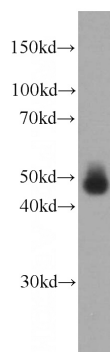
Human; other species not tested.

IF: 1:20-1:200

Antibody description

Alpha galactosidase A Mouse Monoclonal antibody. Positive WB detected in HeLa cells, HEK-293 cells, HepG2 cells, human kidney tissue. Positive IF detected in HepG2 cells. Positive IHC detected in human kidney tissue, human liver tissue. Observed molecular weight by Western-blot: 49 kDa

Validations



Preparation

This antibody was obtained by immunization of Alpha galactosidase A recombinant protein (Accession Number: NM_000169). Purification method: Protein A purified.

HeLa cells were subjected to SDS PAGE followed by western blot with Catalog No:107577(GLA antibody) at dilution of 1:1000

Formulation

PBS with 0.02% sodium azide and 50% glycerol pH 7.3.

Storage

Store at -20°C. DO NOT ALIQUOT

Clonality

Monoclonal

Ig Type

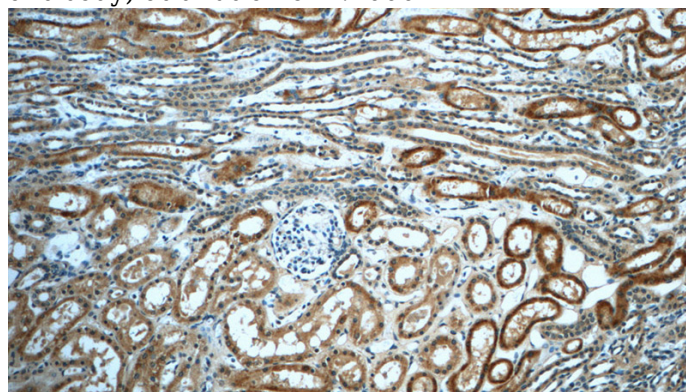
Mouse IgG2a

Applications

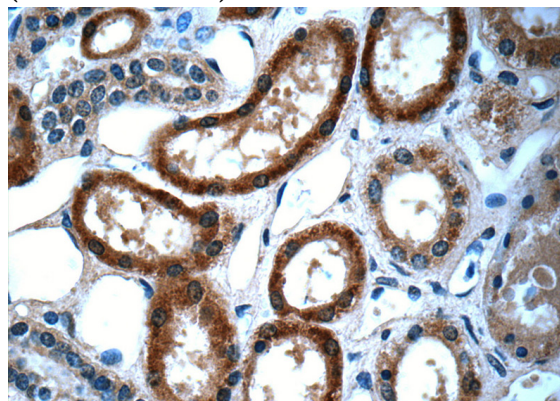
ELISA, WB, IHC, IF

Dilutions

Recommended Dilution:



Immunohistochemistry of paraffin-embedded human kidney tissue slide using Catalog No:107577(GLA Antibody) at dilution of 1:50 (under 10x lens)

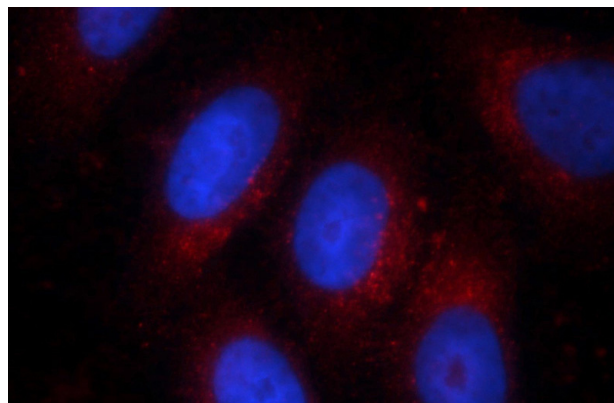


Alpha galactosidase A antibody



Catalog Number: 107117

Immunohistochemistry of paraffin-embedded human kidney tissue slide using Catalog No:107577(GLA Antibody) at dilution of 1:50 (under 40x lens)



Immunofluorescent analysis of HepG2 cells using Catalog No:107577(GLA Antibody) at dilution of 1:50 and Rhodamine-Goat anti-Mouse IgG