

Alpha E catenin antibody



Catalog Number: 107116

Product name

Alpha E catenin antibody

Specificity

Human, Mouse; other species not tested.

Antibody description

Alpha E catenin Mouse Monoclonal antibody. Positive IHC detected in human stomach tissue, human colon tissue. Positive WB detected in NIH/3T3 cells. Observed molecular weight by Western-blot: 95-100 kDa

Preparation

This antibody was obtained by immunization of Alpha E catenin recombinant protein (Accession Number: NM_001324000). Purification method: Protein G purified.

Formulation

PBS with 0.02% sodium azide and 50% glycerol pH 7.3.

Storage

Store at -20°C. DO NOT ALIQUOT

Clonality

Monoclonal

Ig Type

Mouse IgG1

Applications

ELISA, WB, IHC


Dilutions

Recommended Dilution:

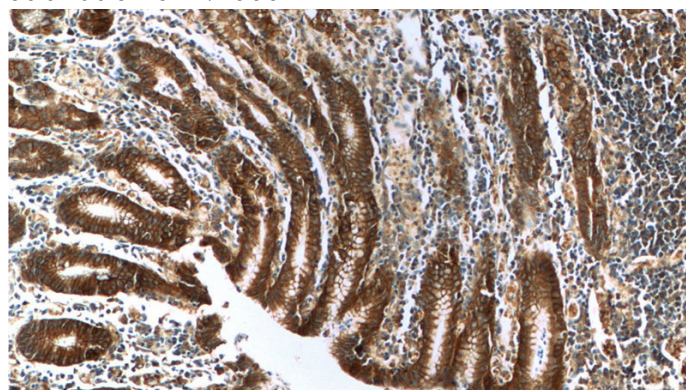
WB: 1:500-1:5000

IHC: 1:20-1:200

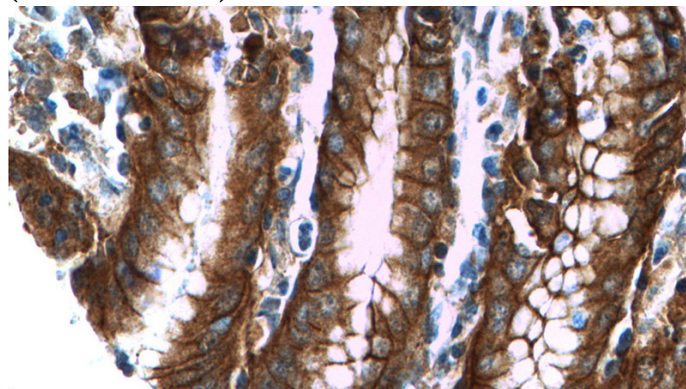
Validations



NIH/3T3 cells were subjected to SDS PAGE followed by western blot with (CTNNA1 Antibody) at dilution of 1:1000



Immunohistochemistry of paraffin-embedded human stomach tissue slide using Catalog No:107576(CTNNA1 Antibody) at dilution of 1:200 (under 10x lens)



Immunohistochemistry of paraffin-embedded human stomach tissue slide using Catalog No:107576(CTNNA1 Antibody) at dilution of 1:200

Alpha E catenin antibody



Catalog Number: 107116

(under 40x lens)