

AFM antibody

Catalog Number: 107102

Product name

AFM antibody

IP: 1:200-1:2000

IHC: 1:20-1:200

Specificity

Human, Mouse; other species not tested.

Antibody description

AFM Mouse Monoclonal antibody. Positive WB detected in Human Blood. Positive IP detected in human plasma tissue. Positive IHC detected in human liver tissue. Observed molecular weight by Western-blot: 85 kDa

Preparation

This antibody was obtained by immunization of AFM recombinant protein (Accession Number: NM_001133). Purification method: Protein G purified.

Formulation

PBS with 0.02% sodium azide and 50% glycerol pH 7.3.

Storage

Store at -20°C. DO NOT ALIQUOT

Clonality

Monoclonal

Ig Type

Mouse IgG1

Applications


ELISA, WB, IHC, IP

Dilutions

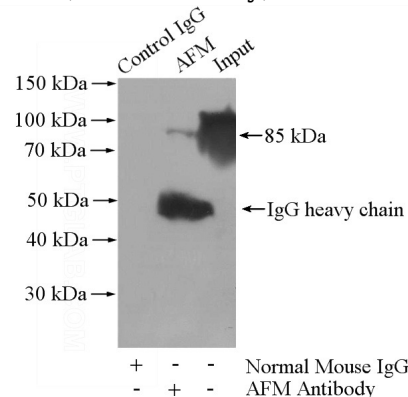
Recommended Dilution:

WB: 1:200-1:2000

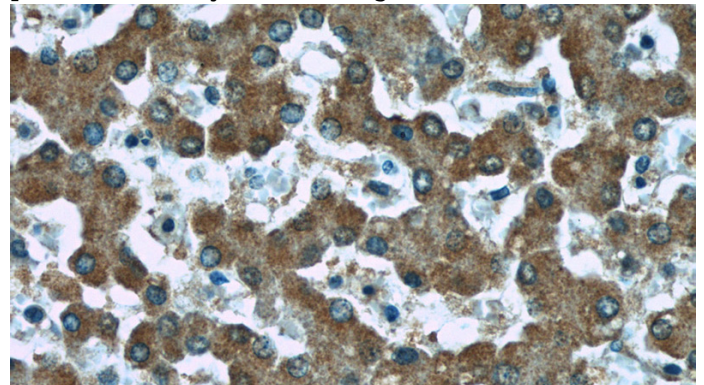
Validations



human blood tissue were subjected to SDS PAGE followed by western blot with Catalog No:107562(AFMM antibody) at dilution of 1:500



IP Result of anti-AFM (IP:Catalog No:107562, 5ug; Detection:Catalog No:107562 1:500) with human plasma tissue lysate 4000ug.



Immunohistochemistry of paraffin-embedded human liver tissue slide using Catalog

AFM antibody



Catalog Number: 107102

No:107562(AFMAntibody) at dilution of 1:50