

Angiotensinogen antibody



Catalog Number: 107054

Product name

Angiotensinogen antibody

Specificity

Human; other species not tested.

Antibody description

Angiotensinogen Mouse Monoclonal antibody. Positive IHC detected in human liver cancer tissue, human kidney tissue, human liver tissue. Positive WB detected in Hepg2 cell. Observed molecular weight by Western-blot: 52 kDa

Preparation

This antibody was obtained by immunization of Angiotensinogen recombinant protein (Accession Number: NM_000029). Purification method: Protein A purified.

Formulation

PBS with 0.1% sodium azide and 50% glycerol pH 7.3.

Storage

Store at -20°C. DO NOT ALIQUOT

Clonality

Monoclonal

Ig Type

Mouse IgG2b

Applications

ELISA, WB, IHC


Dilutions

Recommended Dilution:

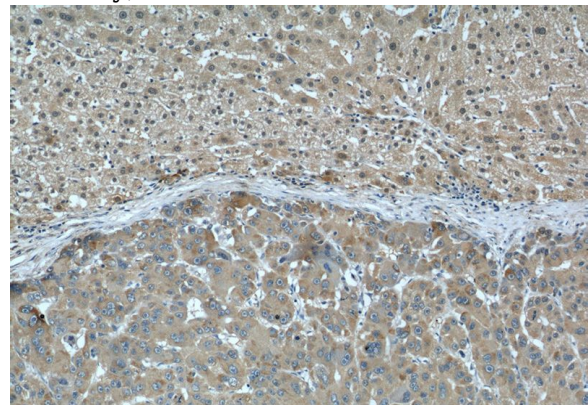
WB: 1:500-1:5000

IHC: 1:20-1:200

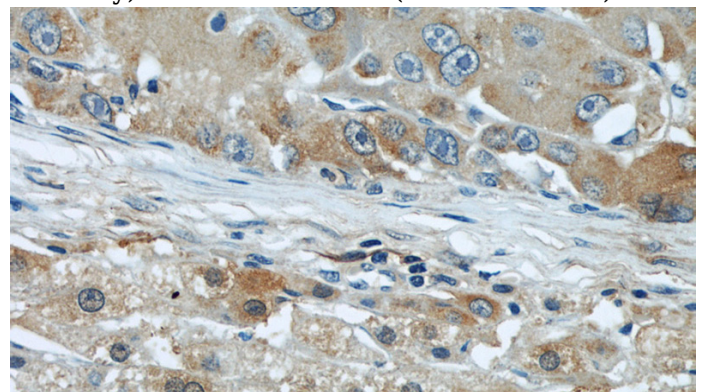
Validations



HepG2 cells were subjected to SDS PAGE followed by western blot with Catalog No:107054(AGT antibody) at dilution of 1:1000



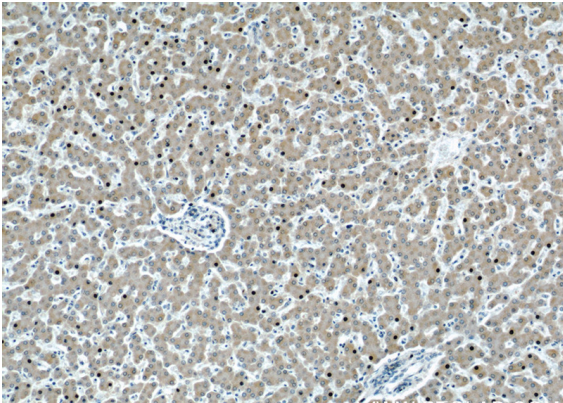
Immunohistochemical of paraffin-embedded human liver cancer using Catalog No:107054(AGT antibody) at dilution of 1:50 (under 10x lens)



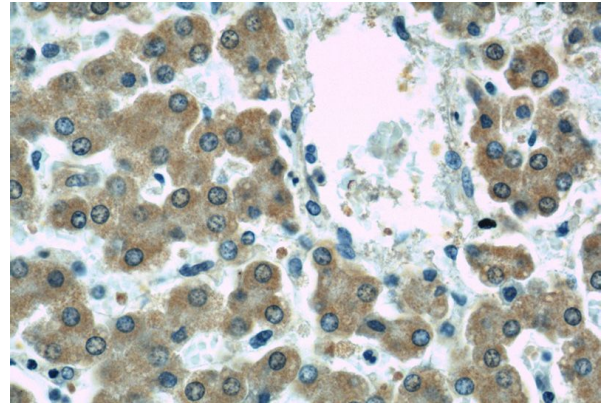
Immunohistochemical of paraffin-embedded human liver cancer using Catalog No:107054(AGT antibody) at dilution of 1:50 (under 40x lens)

Angiotensinogen antibody

Catalog Number: 107054



Immunohistochemical of paraffin-embedded human liver using Catalog No:107054(AGT antibody) at dilution of 1:50 (under 10x lens)



Immunohistochemical of paraffin-embedded human liver using Catalog No:107054(AGT antibody) at dilution of 1:50 (under 40x lens)