

CD138/Syndecan-1 antibody



Catalog Number: 107043

Product name

CD138/Syndecan-1 antibody

Specificity

Human; other species not tested.

Antibody description

CD138/Syndecan-1 Mouse Monoclonal antibody. Positive WB detected in MCF7 cells. Positive IHC detected in human tonsil tissue, human colon tissue. Observed molecular weight by Western-blot: 140 kDa

Preparation

This antibody was obtained by immunization of CD138/Syndecan-1 recombinant protein (Accession Number: NM_002997). Purification method: Protein A purified.

Formulation

PBS with 0.02% sodium azide and 50% glycerol pH 7.3.

Storage

Store at -20°C. DO NOT ALIQUOT

Clonality

Monoclonal

Ig Type

Mouse IgG2a

Applications

ELISA, WB, IHC

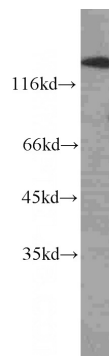
Dilutions

Recommended Dilution:

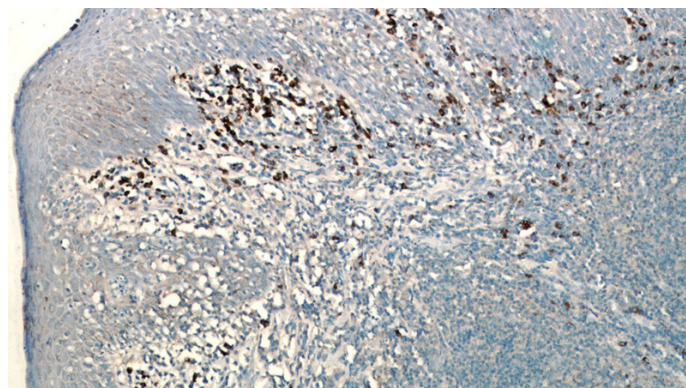
WB: 1:200-1:2000

IHC: 1:20-1:200

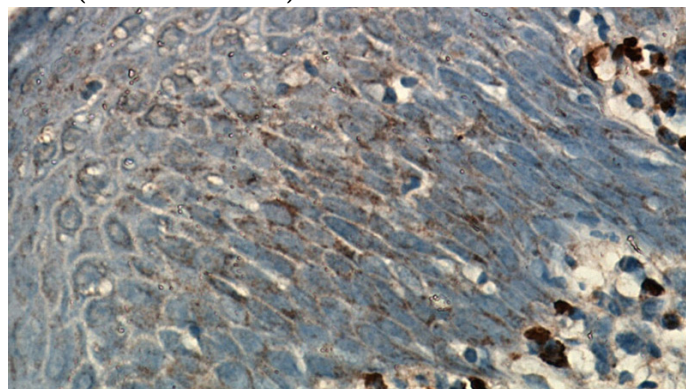
Validations



MCF7 cells were subjected to SDS PAGE followed by western blot with Catalog No:107043(SDC1,CD138 antibody) at dilution of 1:500



Immunohistochemical of paraffin-embedded human tonsil using Catalog No:107043(SDC1,CD138 antibody) at dilution of 1:50 (under 10x lens)



Immunohistochemical of paraffin-embedded human tonsil using Catalog

CD138/Syndecan-1 antibody



Catalog Number: 107043

No:107043(SDC1,CD138 antibody) at dilution of 1:50 (under 40x lens)