

CD11c/Integrin alpha X antibody



Catalog Number: 107040

Product name

CD11c/Integrin alpha X antibody

IHC: 1:100-1:400

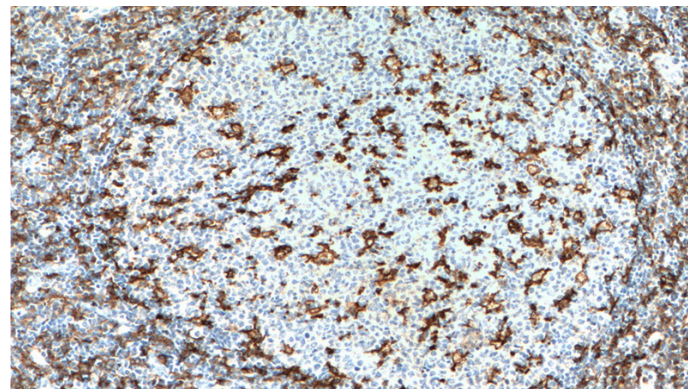
Specificity

Human, Mouse; other species not tested.

Validations

Antibody description

CD11c/Integrin alpha X Mouse Monoclonal antibody. Positive WB detected in human spleen tissue. Positive IHC detected in human tonsillitis tissue. Observed molecular weight by Western-blot: 145 kDa



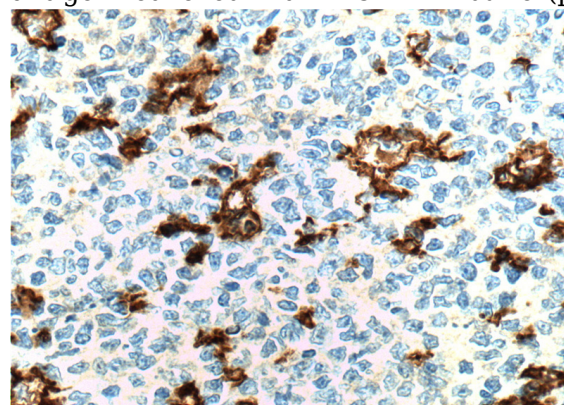
Preparation

This antibody was obtained by immunization of CD11c/Integrin alpha X recombinant protein (Accession Number: NM_001286375). Purification method: Protein A purified.

Immunohistochemistry of paraffin-embedded human tonsillitis tissue slide using Catalog No:107040(CD11c/Integrin alpha X Antibody) at dilution of 1:200 (under 10x lens). heat mediated antigen retrieved with Tris-EDTA buffer(pH9).

Formulation

PBS with 0.02% sodium azide and 50% glycerol pH 7.3.



Storage

Store at -20°C. DO NOT ALIQUOT

Clonality

Monoclonal

Immunohistochemistry of paraffin-embedded human tonsillitis tissue slide using Catalog No:107040(CD11c/Integrin alpha X Antibody) at dilution of 1:200 (under 40x lens). heat mediated antigen retrieved with Tris-EDTA buffer(pH9).

Ig Type

Mouse IgG2a


Applications

ELISA, WB, IHC

Dilutions

Recommended Dilution:

WB: 1:500-1:5000



CD11c/Integrin alpha X antibody



Catalog Number: 107040

human spleen tissue were subjected to SDS PAGE followed by western blot with Catalog

No:107040(CD11c/Integrin alpha X Antibody) at dilution of 1:1000