

# Caveolin-1 antibody



Catalog Number: 107035

## Product name

Caveolin-1 antibody

## Specificity

Human; other species not tested.

## Antibody description

Caveolin-1 Mouse Monoclonal antibody. Positive IHC detected in human lung cancer tissue, human heart tissue. Positive WB detected in PC-3 cells. Observed molecular weight by Western-blot: 22kD

## Preparation

This antibody was obtained by immunization of Caveolin-1 recombinant protein (Accession Number: BC006432). Purification method: Protein G purified.

## Formulation

PBS with 0.02% sodium azide and 50% glycerol pH 7.3.

## Storage

Store at -20°C. DO NOT ALIQUOT

## Clonality

Monoclonal

## Ig Type

Mouse IgG1

## Applications

ELISA, WB, IHC


## Dilutions

Recommended Dilution:

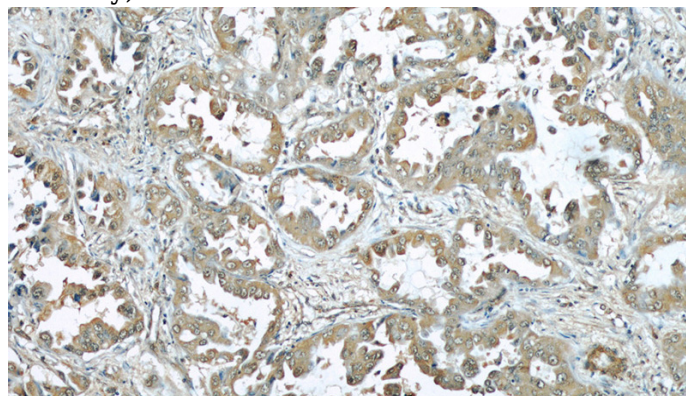
WB: 1:500-1:5000

IHC: 1:20-1:200

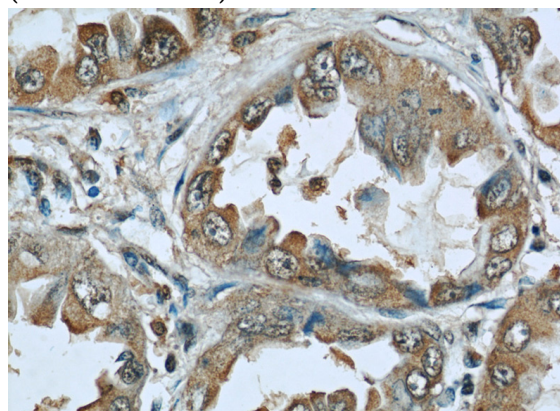
## Validations



PC-3 cells were subjected to SDS PAGE followed by western blot with Catalog No:107035(CAV1 antibody) at dilution of 1:1000



Immunohistochemical of paraffin-embedded human lung cancer using Catalog No:107035(CAV1 antibody) at dilution of 1:50 (under 10x lens)



Immunohistochemical of paraffin-embedded human lung cancer using Catalog No:107035(CAV1 antibody) at dilution of 1:50 (under 40x lens)