

# HDAC4-specific antibody

Catalog Number: 106977

## Product name

HDAC4-specific antibody

IP: 1:200-1:2000

IHC: 1:20-1:200

## Specificity

Human, Mouse, Rat; other species not tested.

## Antibody description

HDAC4-specific Rabbit Polyclonal antibody. Positive WB detected in HeLa cells. Positive IP detected in HeLa cells. Positive IHC detected in human ovary tumor tissue, human lung cancer tissue. Observed molecular weight by Western-blot: 119-140 kDa

## Preparation

This antibody was obtained by immunization of Peptide (Accession Number: BC039904). Purification method: Antigen affinity purified.

## Formulation

PBS with 0.02% sodium azide and 50% glycerol pH 7.3.

## Storage

Store at -20°C. DO NOT ALIQUOT

## Clonality

Polyclonal

## Ig Type

Rabbit IgG

## Applications


ELISA, WB, IHC, IP

## Dilutions

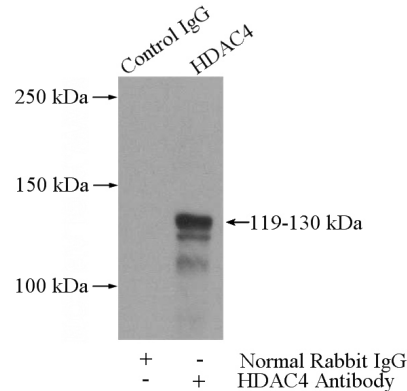
Recommended Dilution:

WB: 1:200-1:2000

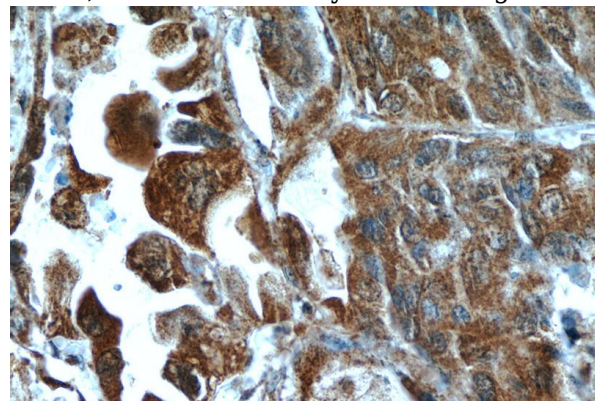
## Validations



HeLa cells were subjected to SDS PAGE followed by western blot with Catalog No:111378(HDAC4-specific Antibody) at dilution of 1:600



IP Result of anti-HDAC4-specific (IP:Catalog No:111378, 4ug; Detection:Catalog No:111378 1:500) with HeLa cells lysate 2440ug.



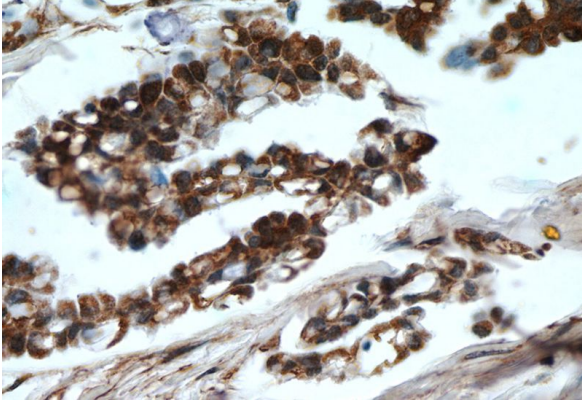
Immunohistochemistry of paraffin-embedded human lung cancer tissue slide using Catalog

# HDAC4-specific antibody

Catalog Number: 106977

---

No:111378(HDAC4-specific Antibody) at dilution of 1:50 (under 40x lens)



Immunohistochemistry of paraffin-embedded human ovary tumor tissue slide using Catalog No:111378(HDAC4-specific Antibody) at dilution of 1:50 (under 40x lens)