

# HDAC2-specific antibody



Catalog Number: 106975

## Product name

HDAC2-specific antibody

Recommended Dilution:

WB: 1:500-1:5000

## Specificity

Human, Mouse, Rat; other species not tested.


IHC: 1:20-1:200

IF: 1:10-1:100

## Antibody description

HDAC2-specific Rabbit Polyclonal antibody. Positive WB detected in HepG2 cells, A431 cells, HeLa cells, human liver tissue. Positive IHC detected in human testis tissue, human brain tissue, human heart tissue, human kidney tissue, human liver tissue, human ovary tissue, human skin tissue, human spleen tissue. Positive IF detected in HeLa cells. Observed molecular weight by Western-blot: 55kd

## Validations



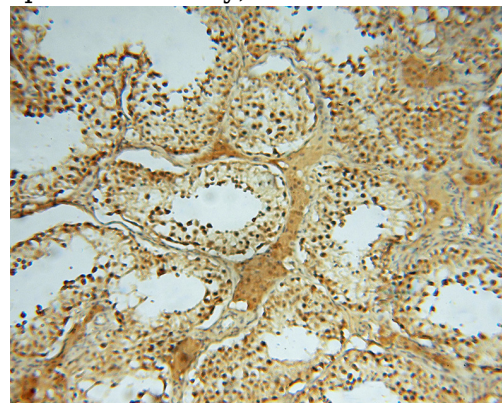
## Preparation

This antibody was obtained by immunization of Peptide (Accession Number: NM\_001527). Purification method: Antigen affinity purified.

HepG2 cells were subjected to SDS PAGE followed by western blot with Catalog No:111374(HDAC2-specific antibody) at dilution of 1:500

## Formulation

PBS with 0.02% sodium azide and 50% glycerol pH 7.3.



## Storage

Store at -20°C. DO NOT ALIQUOT

## Clonality

Polyclonal

## Ig Type

Rabbit IgG

## Applications

ELISA, WB, IHC, IF

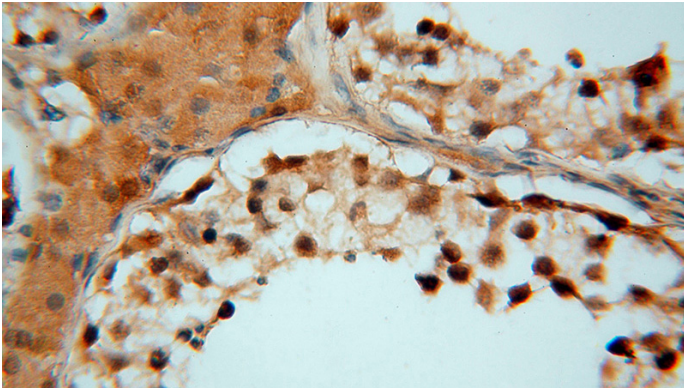
Immunohistochemical of paraffin-embedded human testis using Catalog No:111374(HDAC2-specific antibody) at dilution of 1:50 (under 10x lens)

## Dilutions

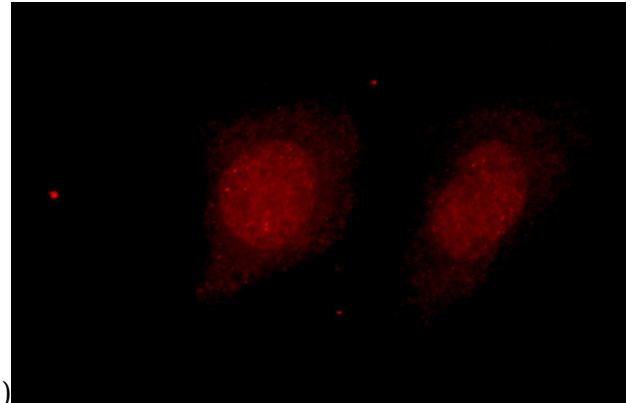
# HDAC2-specific antibody

Catalog Number: 106975

---



Immunohistochemical of paraffin-embedded human testis using Catalog No:111374(HDAC2-specific antibody) at dilution of 1:50 (under 40x



lens)

Immunofluorescent analysis of HeLa cells using Catalog No:111374(HDAC2-specific Antibody) at dilution of 1:25 and Rhodamine-Goat anti-Rabbit IgG