

Anti-XTP3TPA / DCTPP1 antibody



Catalog Number: 106712

Product name

Anti-XTP3TPA / DCTPP1 antibody

Immunogen

[Human XTP3TPA / DCTPP1 \(His Tag\) recombinant protein](#)

Specificity

Human XTP3TPA / DCTPP1

Antibody description

Rabbit polyclonal to XTP3TPA / DCTPP1

Preparation

Produced in rabbits immunized with purified, recombinant Human XTP3TPA / DCTPP1 (rh XTP3TPA / DCTPP1; NP_077001.1; Met1-Thr170). XTP3TPA / DCTPP1 specific IgG was purified by Human XTP3TPA / DCTPP1 affinity chromatography.

Formulation

0.2 µm filtered solution in PBS

Storage

This antibody can be stored at 2°C-8°C for one month without detectable loss of activity. Antibody products are stable for twelve months from date of receipt when stored at -20°C to -80°C.

Preservative-Free.

Sodium azide is recommended to avoid contamination (final concentration 0.05%-0.1%). It is toxic to cells and should be disposed of properly. Avoid repeated freeze-thaw cycles.

Clonality

Polyclonal

Ig Type

Rabbit IgG

Applications

ELISA, WB, IHC-P, IP

Dilutions

WB: 2-10 µg/ml

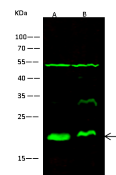
ELISA: 0.1-0.2 µg/mL

This antibody can be used at 0.1-0.2 µg/mL with the appropriate secondary reagents to detect Human XTP3TPA / DCTPP1. The detection limit for Human XTP3TPA / DCTPP1 is < 0.039 ng/well.

IHC-P: 0.01-0.1 µg/ml

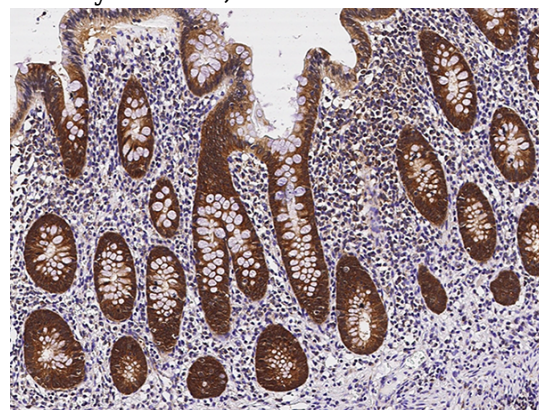
IP: 0.5-2 µg/mg of lysate

Validations



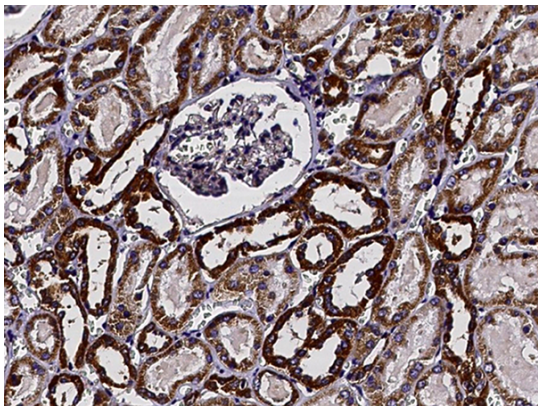
Lanes	A	B
Items		
Sample (whole cell lysate)	293T	HEPG2
Sample Volume (µg/lane)	30	30
Gel	13%SDS-PAGE reducing gel	
Recommended Concentration	2-10µg/ml	
Secondary Antibody	Dylight 800 labeled Antibody To Rabbit IgG (H+L) at 1:5000 dilution	
Developed using Odyssey imaging system.		
Explanation	Predicted band size : 22 kDa Observed band size : 22 kDa Additional bands at : 51 kDa and 32 kDa (We are unsure as to the identity of these extra bands.)	

XTP3TPA / DCTPP1 Antibody, Rabbit PAb, Antigen Affinity Purified, Western blot

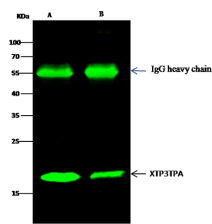


XTP3TPA / DCTPP1 Antibody, Rabbit PAb, Antigen Affinity Purified, Immunohistochemistry

Catalog Number: 106712



XTP3TPA / DCTPP1 Antibody, Rabbit PAb, Antigen Affinity Purified, Immunohistochemistry



Lanes	A	B
Items		
Sample (whole cell lysate)	293T	HepG2
Sample quantity	0.5 mg	
IP antibody quantity	2 µg	
Protein G agarose	15 µl of 50% Protein G Agarose	
Gel	13% SDS-PAGE reducing gel	
Primary antibody	XTP3TPA antibody at 2 µg/ml	
Secondary antibody	DyLight 800-labeled anti-rabbit IgG (H+L), at 1:5000 dilution.	

XTP3TPA / DCTPP1 Antibody, Rabbit PAb, Antigen Affinity Purified, Immunoprecipitation